

Agenda for the
Allendale Charter Township Board Meeting
Monday, April 22, 2024, 6:00pm

Members Present:

Members Absent:

Guests Present:

Meeting called to order

- Invocation given by Adam Elenbaas
- Pledge of Allegiance
- Approve Agenda
- Consent Agenda
 - Approval of the April 8, 2024, Regular Board Meeting Minutes
 - Bills
 - Interim Bills
- For information
 - April 1, 2024, Planning Commission Meeting was cancelled- no minutes
 - March Financial Report
 - March Sheriff's Department Monthly Report
 - March Fire Department Monthly Report
- Public Hearings
- Public Comments
- Guest Speakers
 - Website Updates
- Action Items
 - Ordinance 2024-01: Revised and Amended Sewer Usage and Administration Ordinance
 - Policy for Filling a Vacancy on the Board of Trustees
 - Deputy Clerk Job Description
 - Revised Final Preliminary Plat Approval: Emerald Springs
- Discussion Items
 - Wage Study
- Public Comments
- Board Comments
- Future Agenda Items
- Adjournment

Our Wi-Fi connection may be used to access the Board Information Packet:

- Account: ACT_Guest
- Password: ACTguest
- File location: www.allendale-twp.org → Agendas and Minutes → Agendas: Township Board

**PROPOSED
PROCEEDINGS OF THE ALLENDALE
TOWNSHIP BOARD OF TRUSTEES
APRIL SESSION 1st DAY**

The Allendale Township Board of Trustees met at the Allendale Township Auditorium, located at 6676 Lake Michigan Drive, on Monday, April 8, 2024, at 6:00 p.m. and was called to order at 6:00 p.m. by Mr. Elenbaas.

Present at Roll Call: Mr. Smit; Ms. Hansen; Ms. Kraker; Mr. Zeinstra; Ms. Schuitema; and Mr. Elenbaas. (6)

Absent at Roll Call: Mr. Vander Wall (1)

Staff and Guests Present: Bob Sullivan, Legal Counsel; Sgt. Cal Keuning, Sheriff Department; Chad Doornbos, Public Utilities Superintendent; and Rich Houtteman, Consumer's Energy.

Ms. Hansen pronounced the invocation.

Mr. Elenbaas led in the Pledge of Allegiance to the Flag of the United States of America.

BOT 24-050 Mr. Zeinstra moved to approve the agenda of today as presented. The motion passed.

BOT 24-051 Ms. Kraker moved to approve the following Consent Resolutions:

1. To approve the Minutes of the March 25, 2024, Board of Trustees meeting as presented.
2. To approve the general claims in the amount of \$233,217.57 and interim payments of \$1,533,157.12, as presented by the summary report for April 8, 2024.

The motion passed.

Items Received for Information

1. Planning Commission March 18, 2024, meeting was cancelled- No minutes.
2. Notice of Hire: Stephanie Reyes, Substitute Library Page and Circulation Assistant and an hourly wage of \$15.00 per hour.

Public Hearings- None

Public Comments- None

BOT 24-052 Mr. Elenbaas moved to close public comment. The motion passed.

Guest Speakers

Comments were received from:

1. Rich Houtteman, Consumers Energy

Action Items

- BOT 24-053 Mr. Elenbaas introduced Ordinance 2024-01: Revised and Amended Sewer Usage and Administration Ordinance for its first reading.
- BOT 24-054 Mr. Smit moved to approve and authorize the updates to the Township Hall Organizational Structure as presented. The motion passed.
- BOT 24-055 Ms. Schuitema moved to approve and authorize the proposed job descriptions with the anticipated wage ranges as presented for the Planning and Zoning Administrative Assistant; Operations Coordinator; Inspection Coordinator; Human Resources Administrative Assistant; Election Coordinator; and Community Coordinator, conditional upon wage range approval from Pontifax and to adjust wages to the minimum wage amount for any employee that is below the minimum amount of said starting wage range. The motion passed.

Discussion Items

1. Mr. Elenbaas provided an overview of the proposed policy for Filling Vacancy on the Board of Trustees. He sought feedback on how to proceed with drafting the policy.

Several board members had questions and comments.

Public Comments- None

- BOT 24-056 Mr. Elenbaas moved to close public comment. The motion passed.

Board Comments

Mr. Smit inquired about the status of the 60th Avenue property, plans for the old fire bay, and the building permit status for the corner of 56th Avenue and Lake Michigan Drive.

- BOT 24-057 Ms. Schuitema moved to adjourn the meeting at 7:43 p.m. The motion passed.

Jody L. Hansen, Clerk
Of the Township of Allendale

Adam Elenbaas, Supervisor
Of the Township of Allendale

GL Number	GL Desc	Vendor	Invoice Description	Amount	Check #
Fund 101 General Fund					
Dept 000.000 REVENUE	DOLLAR GENERAL-10955 48TH AVE	SCHOLTEN FANT	ATTORNEY SERVICES - MARCH	435.00	
101-000.000-284.253	HSW-WATER'S EDGE SOUTH	FLEIS & VANDENBRINK ENG'	SITE PLAN REVIEW - HSW - WATERS EDGE	366.50	
101-000.000-284.257		Total For Dept 000.000 REVENUE		801.50	
Dept 209.000 EMPLOYEE INSURANCES					
101-209.000-719.000	WORKER'S COMP INS	MML WORKERS' COMP FUND	WORKER'S COMPENSATION RENEWAL - ANNUA	23,509.85	
		Total For Dept 209.000 EMPLOYEE INSURANCES		23,509.85	
Dept 215.000 CLERK					
101-215.000-721.000-SEMINA	PROFESSIONAL DEVELOPMENT	CARDMEMBER SERVICE	CREDIT CARD CHARGES - MARCH	575.00	
101-215.000-721.000-SEMINA	PROFESSIONAL DEVELOPMENT	CARDMEMBER SERVICE	CREDIT CARD CHARGES - MARCH	504.00	
101-215.000-721.000-SEMINA	PROFESSIONAL DEVELOPMENT	CARDMEMBER SERVICE	CREDIT CARD CHARGES - MARCH	577.50	
101-215.000-721.000-SEMINA	PROFESSIONAL DEVELOPMENT	CARDMEMBER SERVICE	CREDIT CARD CHARGES - MARCH	54.13	
101-215.000-721.000-SEMINA	PROFESSIONAL DEVELOPMENT	CARDMEMBER SERVICE	CREDIT CARD CHARGES - MARCH	29.59	
101-215.000-802.000	Contracted Services	CARDMEMBER SERVICE	CREDIT CARD CHARGES - MARCH	130.00	
101-215.000-955.000	Miscellaneous	CARDMEMBER SERVICE	CREDIT CARD CHARGES - MARCH	140.00	
101-215.000-955.000	Miscellaneous	CARDMEMBER SERVICE	CREDIT CARD CHARGES - MARCH	140.00	
		Total For Dept 215.000 CLERK		2,150.22	
Dept 223.000 AUDIT					
101-223.000-810.000	AUDIT	VREDEVELD HAEFNER LLC	FINANCIAL STATEMENTS AUDIT - 2023 - P	3,840.00	
		Total For Dept 223.000 AUDIT		3,840.00	
Dept 248.000 ADMINISTRATION					
101-248.000-732.000	SUPPLIES	AMAZON CAPITAL SERVICES	THANK YOU CARDS/NOTES	17.93	
101-248.000-732.000	SUPPLIES	AMAZON CAPITAL SERVICES	BOOK HOLDERS/STANDS	27.98	
101-248.000-732.000	SUPPLIES	CREATIVE IMAGE DESIGNERS	ENVELOPES - NO WINDOW	250.00	
101-248.000-802.000	Contracted Services	WEST MICHIGAN DOCUMENT S	SECURE SHREDDING SERVICE @ 04/10/24	45.00	
101-248.000-802.000-ITMONT	Contracted Services	REHMANN TECHNOLOGY SOLUT	I/T SERVICES - APRIL	3,051.00	
101-248.000-802.000-ITMONT	Contracted Services	REHMANN TECHNOLOGY SOLUT	MANAGED WIFI ENDPOINTS - APRIL	591.36	
101-248.000-802.000-ITMONT	Contracted Services	REHMANN TECHNOLOGY SOLUT	DISASTER RECOVERY & BACKUP - APRIL	580.20	
101-248.000-900.000	PRINTING, PUBLISHING, & POSTAGE	KCI (KENT COMMUNICATIONS	METER POSTAGE DUE	40.68	
		Total For Dept 248.000 ADMINISTRATION		4,604.15	
Dept 257.000 ASSESSOR					
101-257.000-802.000	Contracted Services	APEX SOFTWARE	SKETCHING SOFTWARE	780.00	
		Total For Dept 257.000 ASSESSOR		780.00	
Dept 262.000 ELECTIONS					
101-262.000-732.000	SUPPLIES	PRINTING SYSTEMS INC	VOTER INSTRUCTION SHEETS	297.32	
		Total For Dept 262.000 ELECTIONS		297.32	
Dept 265.000 BUILDING & GROUNDS					
101-265.000-802.000	Contracted Services	CINTAS CORPORATION #301	CONTRACT / UNIFORMS - MARCH	231.00	
101-265.000-930.000	Maintenance	MENARDS-HOLLAND INC	MAINTENANCE SUPPLIES	17.97	
101-265.000-930.000	Maintenance	VRIESLAND GROWERS CO-OP	LAWN CARE SUPPLIES / FERTILIZER	255.00	
101-265.000-930.000-TRUCKT	Maintenance	AUTOZONE STORE	BRAKE PADS	36.99	
101-265.000-930.000-TRUCKT	Maintenance	AUTOZONE STORE	BRAKE PADS	37.99	
101-265.000-930.000-TRUCKT	Maintenance	AUTOZONE STORE	LED INTERIOR LIGHT	31.02	
		Total For Dept 265.000 BUILDING & GROUNDS		609.97	
Dept 266.000 ATTORNEY					
101-266.000-802.000	Contracted Services	SCHOLTEN FANT	ATTORNEY SERVICES - MARCH	3,865.00	

GL Number	GL Desc	Vendor	Invoice Description	Amount	Check #
Fund 101 General Fund					
Dept 266.000 ATTORNEY	Contracted Services P.C.	SCHOLTEN FANT	ATTORNEY SERVICES - MARCH	450.00	
101-266.000-802.010	CONTRACTED SERVICES-TAX TRIBUNA	SCHOLTEN FANT	ALDEN GV OWNER / WEST 48 2023 TAX APP	1,400.00	
101-266.000-802.025				5,715.00	
Dept 270.000 HUMAN RESOURCES					
101-270.000-802.000-RECRUI	Contracted Services		CREDIT CARD CHARGES - MARCH	501.09	
101-270.000-802.000-RECRUI	Contracted Services		CREDIT CARD CHARGES - MARCH	20.61	
				521.70	
Dept 336.000 FIRE DEPT					
101-336.000-721.000-DUESXX	PROFESSIONAL DEVELOPMENT		ANNUAL DUES - 2024	190.00	
101-336.000-721.000-SEMINA	PROFESSIONAL DEVELOPMENT		CREDIT CARD CHARGES - MARCH	98.00	
101-336.000-732.000	SUPPLIES		FIRE FIGHTER VESTS	86.95	
101-336.000-732.000	SUPPLIES		FIREFIGHTER WET WIPES	59.85	
101-336.000-732.000	SUPPLIES		WEBCAM WITH MICROPHONE	29.98	
101-336.000-732.000	SUPPLIES		CREDIT CARD CHARGES - MARCH	69.21	
101-336.000-732.000	SUPPLIES		CREDIT CARD CHARGES - MARCH	89.50	
101-336.000-732.000	SUPPLIES		MEDICAL SUPPLIES	58.40	
101-336.000-732.000	SUPPLIES		MEDICAL SUPPLIES	116.97	
101-336.000-732.000	SUPPLIES		MEDICAL SUPPLIES	140.93	
101-336.000-732.000	SUPPLIES		MUNICIPAL CIVIL INFRACTION BOOKS	163.89	
101-336.000-732.000	SUPPLIES		RUBBER STRUCTURAL BOOT	210.00	
101-336.000-732.000	Contracted Services		CREDIT CARD CHARGES - MARCH	630.00	
101-336.000-802.000	Contracted Services		CONTRACT / UNIFORMS - MARCH	71.28	
101-336.000-802.000-ITMONT	Contracted Services		CREDIT CARD CHARGES - MARCH	11.99	
101-336.000-815.000	INSURANCE		RENEWAL - PROVIDENT FIREFIGHTERS - A&	1,811.00	
101-336.000-863.000	FUEL		FUEL CHARGES - FIRE DEPT	1,032.83	
101-336.000-863.000	UTILITIES		NOTIFIER SYSTEM MONITORING @ MAY-JUL	185.40	
101-336.000-926.000	Maintenance		CAR SQUEEGES - MAINTENANCE	32.98	
101-336.000-930.000	Truck Maintenance		TRUCK MAINTENANCE SUPPLIES - FIRE DEP	196.80	
101-336.000-935.000	Truck Maintenance		CREDIT CARD CHARGES - MARCH	23.95	
101-336.000-935.000	Truck Maintenance		TRUCK MAINTENANCE - TIRE REPAIR	96.50	
				5,406.41	
Dept 448.000 STREET LIGHTS					
101-448.000-920.000	Electricity		ELECTRIC USAGE - APRIL	24.00	
101-448.000-920.000	Electricity		ELECTRIC USAGE - APRIL	1,096.19	
				1,120.19	
Dept 449.000 HIGHWAY-M45					
101-449.000-926.000-ELECTR	UTILITIES		ELECTRIC USAGE - APRIL	47.21	
101-449.000-926.000-ELECTR	UTILITIES		ELECTRIC USAGE - APRIL	1,135.25	
101-449.000-955.000	Miscellaneous		SAFETY BOOTS REIMBURSEMENT	182.87	
				1,365.33	
Dept 672.000 LIFELONG LEARNERS					
101-672.000-802.000	Contracted Services		AIR ZOO BUS TRIP @ 04/17/24 - LIFELON	1,048.05	
101-672.000-807.000	COMMUNITY PROGRAMS		CREDIT CARD CHARGES - MARCH	14.00	
101-672.000-807.000	COMMUNITY PROGRAMS		CREDIT CARD CHARGES - MARCH	48.55	
101-672.000-807.000	COMMUNITY PROGRAMS		CREDIT CARD CHARGES - MARCH	60.00	
				1,170.60	
Dept 701.000 PLANNING & ZONING					

GL Number	GL Desc	Vendor	Invoice Description	Amount	Check #
Fund 101 General Fund					
Dept 701.000 PLANNING & ZONING					
101-701.000-802.000	Contracted Services	FLEIS & VANDENBRINK ENG'	CONSULTING SERVICES - MARCH	10,292.21	
		Total For Dept 701.000 PLANNING & ZONING		10,292.21	
Dept 751.000 RECREATION AND PARKS					
101-751.000-930.000	Maintenance	CARDMEMBER SERVICE	CREDIT CARD CHARGES - MARCH	59.03	
101-751.000-930.000	Maintenance	VRIESLAND GROWERS CO-OP	LAWN CARE SUPPLIES / FERTILIZER	255.00	
		Total For Dept 751.000 RECREATION AND PARKS		314.03	
Dept 753.000 COMMUNITY PROMOTIONS					
101-753.000-807.000-CONCER	COMMUNITY PROGRAMS	ASCAP	LICENSE FEE - CONCERTS IN THE PARK 20	311.50	
		Total For Dept 753.000 COMMUNITY PROMOTIONS		311.50	
Dept 790.000 LIBRARY					
101-790.000-721.000-SEMINA	PROFESSIONAL DEVELOPMENT	ABBY BLACK	PLA CONFERENCE REIMBURSEMENT	524.55	
101-790.000-721.000-SEMINA	PROFESSIONAL DEVELOPMENT	ASHLEY JOHNSON	PLA CONFERENCE REIMBURSEMENT	684.57	
101-790.000-721.000-SEMINA	PROFESSIONAL DEVELOPMENT	CARDMEMBER SERVICE	CREDIT CARD CHARGES - MARCH	(184.78)	
101-790.000-732.000	SUPPLIES	CREATIVE IMAGE DESIGNERS	BUSINESS CARDS - BLACK	20.95	
101-790.000-732.000-AVMATE	SUPPLIES	AMAZON CAPITAL SERVICES	AV PATRON REQUEST - PLAYSTATION 3 GAM	63.03	
101-790.000-732.000-AVMATE	SUPPLIES	AMAZON CAPITAL SERVICES	STATE FARM DONATION	506.68	
101-790.000-732.000-AVMATE	SUPPLIES	MIDWEST TAPE LLC	DVD COLLECTION	44.19	
101-790.000-732.000-AVMATE	SUPPLIES	MIDWEST TAPE LLC	YOUTH DVD COLLECTION	14.24	
101-790.000-732.000-BOOKSX	SUPPLIES	MIDWEST TAPE LLC	DVD COLLECTION	26.22	
101-790.000-732.000-BOOKSX	SUPPLIES	BAKER & TAYLOR BOOKS LLC	ADULT COLLECTION	174.13	
101-790.000-732.000-BOOKSX	SUPPLIES	BAKER & TAYLOR BOOKS LLC	ADULT COLLECTION	130.68	
101-790.000-732.000-BOOKSX	SUPPLIES	CENTER POINT LARGE PRINT	LARGE PRINT COLLECTION	190.56	
101-790.000-732.000-BOOKSX	SUPPLIES	HERRICK DISTRICT LIBRARY	LOST & DAMAGED FEES	64.94	
101-790.000-732.000-CHILDB	SUPPLIES	AMAZON CAPITAL SERVICES	YOUTH BOOK REPLACEMENT	7.73	
101-790.000-732.000-CHILDB	SUPPLIES	BAKER & TAYLOR BOOKS LLC	YOUTH BOOK COLLECTION	212.57	
101-790.000-732.000-CHILDB	SUPPLIES	BAKER & TAYLOR BOOKS LLC	YOUTH BOOK COLLECTION	183.60	
101-790.000-732.000-CHILDB	SUPPLIES	BAKER & TAYLOR BOOKS LLC	YOUTH COLLECTION	130.28	
101-790.000-732.000-GENSUP	SUPPLIES	AMAZON CAPITAL SERVICES	PAPER TOWEL & BOOK REQUEST	77.99	
101-790.000-732.000-GENSUP	SUPPLIES	AMAZON CAPITAL SERVICES	MEETING & OFFICE SUPPLIES	20.62	
101-790.000-732.000-GENSUP	SUPPLIES	AMAZON CAPITAL SERVICES	ACTIVITY KITS SUPPLIES	26.16	
101-790.000-732.000-GENSUP	SUPPLIES	CARDMEMBER SERVICE	CREDIT CARD CHARGES - MARCH	14.31	
101-790.000-732.000-GENSUP	SUPPLIES	DEMCO INC	BOOK SPINE LABELS	94.19	
101-790.000-802.000	Contracted Services	FISH WINDOW CLEANING	WINDOW CLEANING @ LIBRARY	187.00	
101-790.000-802.000	Contracted Services	LIBRARY MARKET	LIBRARY EVENTS CALENDAR RENEWAL	2,000.00	
101-790.000-802.000-COLLEC	Contracted Services	UNIQUE MANAGEMENT SERVIC	PLACEMENTS	9.85	
101-790.000-802.000-DIGITA	Contracted Services	MIDWEST TAPE LLC	DIGITAL COLLECTION - MARCH	1,250.61	
101-790.000-802.000-HOTSP0	Contracted Services	T-MOBILE	WIRELESS WIFI HOTSPOTS - MARCH	229.60	
101-790.000-802.000-ITMONT	Contracted Services	CARDMEMBER SERVICE	CREDIT CARD CHARGES - MARCH	336.00	
101-790.000-802.000-ITMONT	Contracted Services	NICHOLAS HEIMLER	INTERNAL BROADBAND SERVICES @ APR-JUN	285.00	
101-790.000-802.000-TECHNO	Contracted Services	ACENTEK	TELEPHONE CHARGES - APRIL	218.95	
101-790.000-802.000-TELEPH	Contracted Services	ACENTEK	TELEPHONE CHARGES - APRIL	44.16	
101-790.000-807.000-ADULTP	COMMUNITY PROGRAMS	AMAZON CAPITAL SERVICES	COFFEE & CRAFTS	47.94	
101-790.000-807.000-ADULTP	COMMUNITY PROGRAMS	CARDMEMBER SERVICE	CREDIT CARD CHARGES - MARCH	3.85	
101-790.000-807.000-SUMMER	COMMUNITY PROGRAMS	AMAZON CAPITAL SERVICES	SRP CRAFT SUPPLIES	13.99	
101-790.000-807.000-YOUTH	COMMUNITY PROGRAMS	AMAZON CAPITAL SERVICES	YOUTH PROGRAM SUPPLIES	11.78	
101-790.000-807.000-YOUTH	COMMUNITY PROGRAMS	CARDMEMBER SERVICE	CREDIT CARD CHARGES - MARCH	10.99	
101-790.000-807.000-YOUTH	COMMUNITY PROGRAMS	CARDMEMBER SERVICE	CREDIT CARD CHARGES - MARCH	13.25	
101-790.000-807.000-ELECTR	UTILITIES	CONSUMERS ENERGY	CREDIT CARD CHARGES - MARCH	37.09	
101-790.000-926.000-TRASHX	UTILITIES	ARROWASTE INC	ELECTRIC USAGE - APRIL	540.50	
			TRASH SERVICES - LIBRARY	81.00	

GL Number	GL Desc	Vendor	Invoice Description	Amount	Check #
Fund 101 General Fund					
Dept 790.000 LIBRARY	Maintenance	MENARDS-HOLLAND INC	MAINTENANCE SUPPLIES	391.76	
101-790.000-930.000		Total For Dept 790.000 LIBRARY		8,740.73	
		Total For Fund 101 General Fund		71,550.71	
Fund 249 Building Department Fund					
Dept 223.000 AUDIT	AUDIT	VREDEVELD HAEFNER LLC	FINANCIAL STATEMENTS AUDIT - 2023 - P	240.00	
249-223.000-810.000		Total For Dept 223.000 AUDIT		240.00	
		Total For Fund 249 Building Department Fund		240.00	
Fund 254 Cemetery Improvement Fund					
Dept 223.000 AUDIT	AUDIT	VREDEVELD HAEFNER LLC	FINANCIAL STATEMENTS AUDIT - 2023 - P	120.00	
254-223.000-810.000		Total For Dept 223.000 AUDIT		120.00	
		Total For Fund 254 Cemetery Improvement Fund		120.00	
Fund 404 CAPITAL/ONE-TIME PROJECTS FUND					
Dept 265.000 BUILDING & GROUNDS	CAPITAL OUTLAY	MENARDS-HOLLAND INC	MAINTENANCE SUPPLIES	1,111.18	
404-265.000-971.000		Total For Dept 265.000 BUILDING & GROUNDS		1,111.18	
		Total For Fund 404 CAPITAL/ONE-TIME PROJECTS FUND		1,111.18	
Fund 494 Dda Development Fund					
Dept 223.000 AUDIT	AUDIT	VREDEVELD HAEFNER LLC	FINANCIAL STATEMENTS AUDIT - 2023 - P	1,920.00	
494-223.000-810.000		Total For Dept 223.000 AUDIT		1,920.00	
Dept 248.000 ADMINISTRATION					
494-248.000-971.060	Property Purchased	SCHOLTEN FANT	ATTORNEY SERVICES - MARCH	495.00	
		Total For Dept 248.000 ADMINISTRATION		495.00	
Dept 446.000 ROADS					
494-446.000-802.000	Contracted Services	FLEIS & VANDENBRINK ENG'	CONSULTING SERVICES - MARCH	7,006.00	
		Total For Dept 446.000 ROADS		7,006.00	
		Total For Fund 494 Dda Development Fund		9,421.00	
Fund 592 Water & Sewer					
Dept 000.000 REVENUE	WAGE GARNISHMENT PAYABLE	ILLINOIS STATE DISBURSEM	CHILD SUPPORT DISBURSEMENT	230.77	
592-000.000-266.000	DEWPOINTE WEST 4	FLEIS & VANDENBRINK ENG'	SITE PLAN REVIEW - DEWPOINTE WEST #4	462.00	
592-000.000-284.209		Total For Dept 000.000 REVENUE		692.77	
Dept 248.000 ADMINISTRATION					
592-248.000-802.000-ITMONT	Contracted Services	REHMANN TECHNOLOGY SOLUT	I/T SERVICES - APRIL	2,034.00	
592-248.000-802.000-ITMONT	Contracted Services	REHMANN TECHNOLOGY SOLUT	MANAGED WIFI ENDPOINTS - APRIL	394.24	
592-248.000-802.000-ITMONT	Contracted Services	REHMANN TECHNOLOGY SOLUT	DISASTER RECOVERY & BACKUP - APRIL	386.80	
592-248.000-808.030	COUNTY CONN. REGIS. FEE	OTTAWA CTY REGISTER OF D	RECORDING FEE FOR SEWER CONNECTION @	30.00	
592-248.000-810.000	AUDIT	VREDEVELD HAEFNER LLC	FINANCIAL STATEMENTS AUDIT - 2023 - P	5,400.00	
		Total For Dept 248.000 ADMINISTRATION		8,245.04	

GL Number	GL Desc	Vendor	Invoice Description	Amount	Check #
Fund 592 Water & Sewer					
Dept 536.000 WATER					
592-536.000-719.000	WORKER'S COMP INS	MML WORKERS' COMP FUND	WORKER'S COMPENSATION RENEWAL - ANNUA	7,233.80	
592-536.000-721.000-SEMINA	PROFESSIONAL DEVELOPMENT	MICHIGAN RURAL WATER ASS	S3 & S4 WATER EXAM REVIEW - VANDERPLO	360.00	
592-536.000-732.000-GENSUP	SUPPLIES	ALLENDALE TRUE VALUE HDW	SUPPLIES - WATER DEPT	87.04	
592-536.000-732.000-GENSUP	SUPPLIES	AMAZON CAPITAL SERVICES	COAT RACK	21.00	
592-536.000-732.000-OFFICE	SUPPLIES	AMAZON CAPITAL SERVICES	MONITOR STANDS	12.49	
592-536.000-732.000-OFFICE	SUPPLIES	CARDMEMBER SERVICE	CREDIT CARD CHARGES - MARCH	115.01	
592-536.000-732.000-TOOLS	SUPPLIES	AMAZON CAPITAL SERVICES	VOLTAGE TESTERS - ELECTRICAL TROUBLES	29.96	
592-536.000-732.000-TOOLS	SUPPLIES	HD SUPPLY INC	MAINLINE VALVE WRENCH	322.19	
592-536.000-802.000-MULTIP	Contracted Services	CINTAS CORPORATION #301	CONTRACT / UNIFORMS - MARCH	249.41	
592-536.000-802.000-MULTIP	Contracted Services	H2O COMPLIANCE SERVICES	CROSS CONNECTION CONTROL MGMT - MARCH	877.50	
592-536.000-802.000-MULTIP	Contracted Services	SECURALARM LLC	ID BADGE	50.63	
592-536.000-803.000	Professional Services	WEST MICHIGAN DOCUMENT S	SECURE SHREDDING SERVICE @ 04/10/24	25.00	
592-536.000-815.000	INSURANCE	FLEIS & VANDENBRINK ENG'	CONSULTING SERVICES - MARCH	654.25	
592-536.000-926.000-ELECTR	UTILITIES	BERENDS HENDRICKS STUIT	ADD TRUCK TO POLICY	35.00	
592-536.000-926.000-ELECTR	UTILITIES	BILL PAYMENT CENTER	ELECTRIC USAGE - APRIL	145.93	
592-536.000-930.000-GENMAI	MAINTENANCE	CONSUMERS ENERGY	ELECTRIC USAGE - APRIL	853.46	
592-536.000-930.000-GENMAI	MAINTENANCE	ALLIED MECHANICAL SERVIC	HVAC PREVENTATIVE MAINTENANCE	587.00	
592-536.000-935.000	Truck Maintenance	CARDMEMBER SERVICE	CREDIT CARD CHARGES - MARCH	16.98	
592-536.000-971.000-NORTHS	CAPITAL OUTLAY	TOLMAN'S AUTO TECH GROUP	VALVE STEM REPLACEMENT	14.00	
		FLEIS & VANDENBRINK ENG'	NORTH & SOUTH WATER MAIN LOOPS - FEB	3,500.00	
Total For Dept 536.000 WATER				15,190.65	
Dept 537.000 SEWER					
592-537.000-719.000	WORKER'S COMP INS	MML WORKERS' COMP FUND	WORKER'S COMPENSATION RENEWAL - ANNUA	5,425.35	
592-537.000-732.000-CHEMIC	SUPPLIES	HAVILAND PRODUCTS COMPAN	CHLORINE & BISULFITE - CHEMICALS	6,105.35	
592-537.000-732.000-CHEMIC	SUPPLIES	WEBB CHEMICAL SERVICE CO	FERRIC - CHEMICALS	10,331.51	
592-537.000-732.000-GENSUP	SUPPLIES	ALLENDALE TRUE VALUE HDW	SUPPLIES - WASTE DEPT	387.45	
592-537.000-732.000-GENSUP	SUPPLIES	AMAZON CAPITAL SERVICES	COAT RACK	21.00	
592-537.000-732.000-LABSUP	SUPPLIES	THOMAS SCIENTIFIC LOCKBO	CONSUMABLES	65.11	
592-537.000-732.000-OFFICE	SUPPLIES	AMAZON CAPITAL SERVICES	MONITOR STANDS	12.50	
592-537.000-732.000-TOOLS	SUPPLIES	AMAZON CAPITAL SERVICES	VOLTAGE TESTERS - ELECTRICAL TROUBLES	29.95	
592-537.000-802.000-MULTIP	Contracted Services	ALS GROUP USA CORPORATIO	TOXICITY TESTING	800.00	
592-537.000-802.000-MULTIP	Contracted Services	ALS GROUP USA CORPORATIO	CHRONIC TOXICITY TESTING	800.00	
592-537.000-802.000-MULTIP	Contracted Services	CINTAS CORPORATION #301	CONTRACT / UNIFORMS - MARCH	249.40	
592-537.000-802.000-MULTIP	Contracted Services	SECURALARM LLC	ID BADGE	50.62	
592-537.000-802.000-MULTIP	Contracted Services	WEST MICHIGAN DOCUMENT S	SECURE SHREDDING SERVICE @ 04/10/24	25.00	
592-537.000-803.000	Professional Services	FLEIS & VANDENBRINK ENG'	CONSULTING SERVICES - MARCH	8,131.50	
592-537.000-803.000	Professional Services	FLEIS & VANDENBRINK ENG'	SANITARY SEWER MASTER PLAN UPDATE - F	2,000.00	
592-537.000-815.000	INSURANCE	BERENDS HENDRICKS STUIT	ADD TRUCK TO POLICY	35.00	
592-537.000-926.000-ELECTR	UTILITIES	CONSUMERS ENERGY	ELECTRIC USAGE - APRIL	7,681.17	
592-537.000-926.000-TRASH	UTILITIES	ARROWASTE INC	TRASH SERVICE	253.00	
592-537.000-930.000-COLLEC	MAINTENANCE	PLUMMER'S ENVIRONMENTAL	SPOT REPAIR; BENCH & FLOW CHANNEL REP	2,350.00	
592-537.000-930.000-GENMAI	MAINTENANCE	CARDMEMBER SERVICE	CREDIT CARD CHARGES - MARCH	16.97	
592-537.000-930.000-GENMAI	MAINTENANCE	PLUMMER'S ENVIRONMENTAL	LOCATE LINES	2,106.50	
592-537.000-930.000-GENMAI	MAINTENANCE	ALLIED MECHANICAL SERVIC	HVAC PREVENTATIVE MAINTENANCE	1,000.00	
592-537.000-930.000-WRRFMA	MAINTENANCE	VAN MANEN PETROLEUM GROU	OIL & LUBE	881.86	
592-537.000-930.000-WRRFMA	MAINTENANCE	AHRON KEIZER	MISS MARKED SEWER LATERAL FOR CONNECT	720.00	
592-537.000-955.000	Miscellaneous	FLEIS & VANDENBRINK ENG'	CONSULTING SERVICES - MARCH	6,160.00	
592-537.000-971.000-GVSUTR	CAPITAL OUTLAY	SCHOLTEN FANT	ATTORNEY SERVICES - MARCH	1,530.00	
592-537.000-971.000-GVSUTR	CAPITAL OUTLAY	FLEIS & VANDENBRINK ENG'	PIERCE/56TH - LIFT STATION ENG'G - FE	2,000.00	
Total For Dept 537.000 SEWER				59,169.24	

GL Number	GL Desc	Vendor	Invoice Description	Amount	Check #
Fund 592 Water & Sewer			Total For Fund 592 Water & Sewer	83,297.70	
Fund 811 Road Fund					
Dept 223.000 AUDIT	AUDIT	VREDEVELD HAEFNER LLC	FINANCIAL STATEMENTS AUDIT - 2023 - P	480.00	
811-223.000-810.000		Total For Dept 223.000 AUDIT		480.00	
		Total For Fund 811 Road Fund		480.00	

GL Number	GL Desc	Vendor	Invoice Description	Amount	Check #
Fund Totals:					
			Fund 101 General Fund	71,550.71	
			Fund 249 Building Depa	240.00	
			Fund 254 Cemetery Impr	120.00	
			Fund 404 CAPITAL/ONE-T	1,111.18	
			Fund 494 Dda Developme	9,421.00	
			Fund 592 Water & Sewer	83,297.70	
			Fund 811 Road Fund	480.00	
			Total For All Funds:	166,220.59	

INTERIM PAYMENTS
Board Meeting: 04/22/2024

DATE	CHECK #	AMOUNT	VENDOR	DESCRIPTION
4/11/2024	EFT	\$ 70,917.82	EMPLOYEES	Bi-Weekly Payroll
4/11/2024	EFT	\$ 21,740.29	FEDERAL GOV'T	Payroll IRS Tax Payment
4/12/2024	EFT	\$ 15,798.85	POC FIRE FIGHTERS	POC FF Payroll
4/12/2024	EFT	\$ 3,760.07	FEDERAL GOV'T	POC FF Payroll IRS Tax Payment
4/15/2024	105160	\$ 120.00	AMBS CALL CENTER	Emergency Call Number - April
4/15/2024	105161	\$ 1,134.53	MAC'S HEATING & COOLING, INC.	Repair Heater @ M-45 Booster Station
4/15/2024	105162	\$ 1,117.24	VERIZON WIRELESS	Miraki Modem & Cell Phone Charges - March
4/15/2024	105163	\$ 719.84	WEX BANK-EXXON MOBIL	Fuel Charges
	EFT		STATE OF MICHIGAN	March State payroll withholdings
		\$ 115,308.64		

PERIOD ENDING 03/31/2024

GL NUMBER	DESCRIPTION	2024 AMENDED BUDGET	YTD BALANCE 03/31/2023		YTD BALANCE 03/31/2024		ACTIVITY FOR MONTH 03/31/2024		% BDGT USED
			NORMAL	(ABNORMAL)	NORMAL	(ABNORMAL)	INCREASE	(DECREASE)	
Fund 101 - General Fund									
Revenues									
101-000.000-402.000	REAL PROPERTY TAXES	1,406,181.00		1,235,974.38		1,361,219.39		(1,298.70)	96.80
101-000.000-410.000	PERSONAL PROPERTY TAXES	57,118.00		58,058.03		58,447.56		(374.04)	102.33
101-000.000-434.000	TOWNSHIP SHARE MOBILE HOME TAX	0.00		509.00		512.00		256.00	100.00
101-000.000-437.000	INDUSTRIAL FACILITY TAX	2,978.00		2,926.01		867.68		0.00	29.14
101-000.000-445.000	PENALTIES AND INTEREST	2,000.00		2,336.89		2,716.76		2,716.76	135.84
101-000.000-447.000	TAX ADMIN FEE	290,000.00		14,870.32		17,629.81		749.88	6.08
101-000.000-451.000	STREET LIGHT ASSESSMENT	90,000.00		76,269.91		88,595.91		493.20	98.44
101-000.000-477.000	CABLE FRANCHISE FEES	145,000.00		0.00		0.00		0.00	0.00
101-000.000-479.000	STATE LIQUOR LICENSE FEES	9,500.00		41.25		96.25		0.00	1.01
101-000.000-491.000	Collection Fees Dog License	100.00		14.00		23.00		14.00	23.00
101-000.000-493.000	Zoning Compliance Permits	1,000.00		90.00		180.00		150.00	18.00
101-000.000-494.000	SPECIAL USE PERMITS	1,000.00		500.00		0.00		0.00	0.00
101-000.000-528.000	OTHER FEDERAL GRANTS	560,000.00		560,000.00		560,000.00		560,000.00	100.00
101-000.000-564.000	STATE REV SHARING-CVTRS	80,000.00		0.00		0.00		0.00	0.00
101-000.000-567.000	State Grants Library	37,000.00		17,815.06		17,815.06		17,815.06	48.15
101-000.000-573.000	STATE GRANTS-METRO ACT	15,000.00		0.00		0.00		0.00	0.00
101-000.000-574.000	STATE REV SHARE-CONST SALES TX	2,900,000.00		0.00		0.00		0.00	0.00
101-000.000-581.000	TALLMADGE LIBRARY CONTRIBUTION	130,000.00		126,076.53		133,393.65		69,911.64	102.61
101-000.000-602.000	ZONING CHANGE CHARGE	500.00		250.00		1,000.00		0.00	200.00
101-000.000-605.000	ADMIN CHARGE	165,765.00		215,088.00		165,765.14		165,765.14	100.00
101-000.000-606.000	FOIA CHARGES	0.00		0.00		1,463.24		134.94	100.00
101-000.000-613.000	MISC INCOME	1,000.00		436.00		4,639.51		1,739.51	463.95
101-000.000-634.000	OPENING/CLOSING BURIALS	20,000.00		3,700.00		4,650.00		1,700.00	23.25
101-000.000-656.000	Penal Fines	100,000.00		0.00		0.00		0.00	0.00
101-000.000-657.000	Ordinance Fines	2,000.00		953.10		2,324.07		1,278.51	116.20
101-000.000-659.000	LIBRARY FINES/MISC	9,000.00		2,244.42		2,108.14		597.66	23.42
101-000.000-665.000	Interest	120,000.00		34,784.96		54,584.02		21,831.74	45.49
101-000.000-667.000	Hall Rental Income	3,000.00		2,530.00		1,875.00		585.00	62.50
101-000.000-667.001	PAVILION RENTAL	1,000.00		370.00		360.00		90.00	36.00
101-000.000-667.050	Rental-Water Tank-Omnipoint	16,000.00		2,850.23		2,935.74		1,467.87	18.35
101-000.000-675.006	VETERAN'S MEMORIAL BRICKS	0.00		0.00		375.00		0.00	100.00
101-000.000-675.672	REIMB-LIFELONG LEARNERS EVENTS	12,000.00		0.00		377.00		45.00	3.14
101-000.000-676.000	Miscellaneous Reimbursements	0.00		50.00		53.99		53.99	100.00
101-000.000-676.010	Reimbursement Summer Tax Coll.	17,000.00		0.00		0.00		0.00	0.00
101-000.000-676.040	Reimbursement Fire Protection	100,000.00		1,586.92		2,695.32		0.00	2.70
101-000.000-676.070	INSURANCE REIMBURSEMENTS	3,000.00		0.00		8,077.08		3,777.41	269.24
101-000.000-677.000	Grants/Foundations	0.00		227.00		0.00		0.00	0.00
TOTAL REVENUES		6,297,142.00		2,360,552.01		2,494,780.32		849,500.57	39.62
Expenditures									
101.000	Township Board	33,700.00		10,961.31		10,349.02		2,502.44	30.71
171.000	Supervisor	177,600.00		39,351.15		39,702.56		12,991.94	22.36
191.000	FINANCE/ACCT	153,800.00		33,320.84		37,432.15		11,086.41	24.34
209.000	EMPLOYEE INSURANCES	364,000.00		90,060.71		81,969.33		21,070.27	22.52
215.000	CLERK	120,600.00		26,350.78		25,666.68		7,924.87	21.28
223.000	AUDIT	10,000.00		0.00		0.00		0.00	0.00
247.000	BOARD OF REVIEW	3,730.00		1,838.87		2,179.97		1,813.68	58.44
248.000	ADMINISTRATION	177,150.00		48,343.00		51,293.62		12,850.76	28.95
253.000	TREASURER	19,500.00		1,727.10		1,789.68		513.00	9.18
257.000	ASSESSOR	226,925.00		51,063.48		50,664.00		19,220.43	22.33
262.000	ELECTIONS	114,650.00		658.05		55,310.66		26,572.88	48.24
265.000	BUILDING & GROUNDS	240,500.00		45,659.96		47,590.08		14,962.76	19.79
266.000	ATTORNEY	102,000.00		10,677.50		7,413.75		2,341.25	7.27
270.000	HUMAN RESOURCES	95,750.00		19,704.52		21,145.21		5,629.93	22.08

GL NUMBER	DESCRIPTION	2024	YTD BALANCE	YTD BALANCE	ACTIVITY FOR	% BDGT USED
		AMENDED BUDGET	NORMAL (ABNORMAL)	NORMAL (ABNORMAL)	MONTH 03/31/2024 INCREASE (DECREASE)	
Fund 101 - General Fund						
Expenditures						
301.000	POLICE OFFICER	700,500.00	82,987.20	113,566.76	56,783.38	16.21
336.000	FIRE DEPT	978,300.00	135,064.65	179,391.71	75,349.88	18.34
445.000	DRAIN AT LARGE	112,320.00	45,715.34	82,993.04	82,993.04	73.89
446.000	ROADS	30,720.00	0.00	0.00	0.00	0.00
448.000	STREET LIGHTS	110,000.00	36,991.88	27,959.24	9,248.87	25.42
449.000	HIGHWAY-M45	256,200.00	33,079.97	33,769.44	10,764.82	13.18
567.000	CEMETERY	64,375.00	7,828.51	8,076.68	2,643.64	12.55
672.000	LIFELONG LEARNERS	54,000.00	6,406.50	6,346.59	2,082.05	11.75
701.000	PLANNING & ZONING	130,600.00	11,821.88	24,608.40	13,490.75	18.84
702.000	ZONING BOARD OF APPEALS	3,903.00	0.00	0.00	0.00	0.00
704.000	PLANNING COMMISSION	14,100.00	2,290.27	1,882.37	462.40	13.35
751.000	RECREATION AND PARKS	104,800.00	14,022.33	14,894.58	4,493.15	14.21
753.000	COMMUNITY PROMOTIONS	110,900.00	10,917.21	24,003.28	3,797.56	21.64
790.000	LIBRARY	536,836.00	110,098.35	128,729.55	51,692.77	23.98
999.000	TRANSFER OUT	1,000,000.00	500,000.00	1,000,000.00	1,000,000.00	100.00
TOTAL EXPENDITURES		6,047,459.00	1,376,941.36	2,078,728.35	1,453,282.93	34.37
Fund 101 - General Fund:						
TOTAL REVENUES		6,297,142.00	2,360,552.01	2,494,780.32	849,500.57	39.62
TOTAL EXPENDITURES		6,047,459.00	1,376,941.36	2,078,728.35	1,453,282.93	34.37
NET OF REVENUES & EXPENDITURES		249,683.00	983,610.65	416,051.97	(603,782.36)	166.63

OPERATING CASH: \$1,441,581
MONEY MKT CASH: \$4,338,715
CD-HORIZON BANK: \$523,371
CD-WEST MICH BK: \$522,745
MI CLASS LIQUID: \$281,759
TOTAL CASH: \$7,108,171
FUND BALANCE: \$7,111,168

GL NUMBER	DESCRIPTION	2024 AMENDED BUDGET	YTD BALANCE 03/31/2023		YTD BALANCE 03/31/2024		ACTIVITY FOR MONTH 03/31/2024		% BDGT USED
			NORMAL	(ABNORMAL)	NORMAL	(ABNORMAL)	INCREASE	(DECREASE)	
Fund 249 - Building Department Fund									
Revenues									
249-000.000-480.000	BUILDING PERMITS	200,000.00		12,900.00		93,095.00		5,339.00	46.55
249-000.000-481.000	Electrical Permits	50,000.00		7,222.00		8,174.00		4,372.00	16.35
249-000.000-482.000	PLUMBING PERMITS	40,000.00		3,682.00		3,982.00		1,140.00	9.96
249-000.000-483.000	Mechanical Permits	50,000.00		7,346.00		11,106.00		3,844.00	22.21
249-000.000-665.000	Interest	300.00		134.34		132.45		44.09	44.15
TOTAL REVENUES		340,300.00		31,284.34		116,489.45		14,739.09	34.23
Expenditures									
223.000	AUDIT	500.00		0.00		0.00		0.00	0.00
248.000	ADMINISTRATION	12,561.00		12,650.00		12,561.12		12,561.12	100.00
371.000	INSPECTION DEPARTMENT	329,180.00		34,698.55		110,809.85		13,236.76	33.66
TOTAL EXPENDITURES		342,241.00		47,348.55		123,370.97		25,797.88	36.05
Fund 249 - Building Department Fund:									
TOTAL REVENUES		340,300.00		31,284.34		116,489.45		14,739.09	34.23
TOTAL EXPENDITURES		342,241.00		47,348.55		123,370.97		25,797.88	36.05
NET OF REVENUES & EXPENDITURES		(1,941.00)		(16,064.21)		(6,881.52)		(11,058.79)	354.53

OPERATING CASH: \$41,203

FUND BALANCE: \$41,203

GL NUMBER	DESCRIPTION	2024	YTD BALANCE		YTD BALANCE		ACTIVITY FOR		% BDGT USED
		AMENDED BUDGET	NORMAL	03/31/2023 (ABNORMAL)	NORMAL	03/31/2024 (ABNORMAL)	MONTH 03/31/2024 INCREASE (DECREASE)		
Fund 252 - RENTAL ADMINISTRATION									
Revenues									
252-000.000-485.000	RENTAL REGISTRATION	30,000.00		10.00		17,200.00		17,180.00	57.33
252-000.000-617.000	RENTAL INSPECTIONS	47,760.00		125.00		0.00		0.00	0.00
252-000.000-618.000	LANDLORD RENTAL FINES	0.00		0.00		200.00		0.00	100.00
252-000.000-665.000	Interest	50.00		61.85		22.78		20.09	45.56
252-000.000-699.000	Transfer In	10,000.00		0.00		10,000.00		10,000.00	100.00
TOTAL REVENUES		87,810.00		196.85		27,422.78		27,200.09	31.23
Expenditures									
371.000	INSPECTION DEPARTMENT	100,804.00		24,528.41		28,222.36		9,912.12	28.00
TOTAL EXPENDITURES		100,804.00		24,528.41		28,222.36		9,912.12	28.00
Fund 252 - RENTAL ADMINISTRATION:									
TOTAL REVENUES		87,810.00		196.85		27,422.78		27,200.09	31.23
TOTAL EXPENDITURES		100,804.00		24,528.41		28,222.36		9,912.12	28.00
NET OF REVENUES & EXPENDITURES		(12,994.00)		(24,331.56)		(799.58)		17,287.97	6.15

OPERATING CASH: \$18,774

FUND BALANCE: \$18.567

GL NUMBER	DESCRIPTION	2024 AMENDED BUDGET	YTD BALANCE 03/31/2023		YTD BALANCE 03/31/2024		ACTIVITY FOR MONTH 03/31/2024		% BDGT USED
			NORMAL	(ABNORMAL)	NORMAL	(ABNORMAL)	INCREASE	(DECREASE)	
Fund 253 - Library Building Debt Fund									
Revenues									
253-000.000-665.000	Interest	2,000.00		583.65		1,042.72		351.97	52.14
253-000.000-699.000	Transfer In	15,000.00		0.00		15,000.00		15,000.00	100.00
TOTAL REVENUES		17,000.00		583.65		16,042.72		15,351.97	94.37
Fund 253 - Library Building Debt Fund:									
TOTAL REVENUES		17,000.00		583.65		16,042.72		15,351.97	94.37
TOTAL EXPENDITURES		0.00		0.00		0.00		0.00	0.00
NET OF REVENUES & EXPENDITURES		17,000.00		583.65		16,042.72		15,351.97	94.37

OPERATING CASH: \$2,034

MONEY MKT CASH: \$114,534

TOTAL CASH: \$116,568

FUND BALANCE: \$116,568

GL NUMBER	DESCRIPTION	2024 AMENDED BUDGET	YTD BALANCE	YTD BALANCE	ACTIVITY FOR	% BDGT USED
			03/31/2023 NORMAL (ABNORMAL)	03/31/2024 NORMAL (ABNORMAL)	MONTH 03/31/2024 INCREASE (DECREASE)	
Fund 254 - Cemetery Improvement Fund						
Revenues						
254-000.000-643.000	GRAVE SITES	12,000.00	400.00	3,200.00	400.00	26.67
254-000.000-665.000	Interest	3,000.00	673.14	1,189.78	368.33	39.66
254-000.000-670.000	PROPERTY RENTAL	150.00	0.00	0.00	0.00	0.00
TOTAL REVENUES		15,150.00	1,073.14	4,389.78	768.33	28.98
Expenditures						
223.000	AUDIT	250.00	0.00	0.00	0.00	0.00
TOTAL EXPENDITURES		250.00	0.00	0.00	0.00	0.00
Fund 254 - Cemetery Improvement Fund:						
TOTAL REVENUES		15,150.00	1,073.14	4,389.78	768.33	28.98
TOTAL EXPENDITURES		250.00	0.00	0.00	0.00	0.00
NET OF REVENUES & EXPENDITURES		14,900.00	1,073.14	4,389.78	768.33	29.46

OPERATING CASH: \$15,965
MONEY MKT CASH: \$115,013
TOTAL CASH: \$130,978
FUND BALANCE: \$130,978

GL NUMBER	DESCRIPTION	2024		YTD BALANCE		YTD BALANCE		ACTIVITY FOR		% BDGT USED
		AMENDED BUDGET	NORMAL	03/31/2023	(ABNORMAL)	03/31/2024	(ABNORMAL)	MONTH 03/31/2024	INCREASE (DECREASE)	
Fund 270 - Allendale Historical Society										
Revenues										
270-248.000-665.000	Interest	0.00		45.97		22.61		8.55		100.00
TOTAL REVENUES		0.00		45.97		22.61		8.55		100.00
Fund 270 - Allendale Historical Society:										
TOTAL REVENUES		0.00		45.97		22.61		8.55		100.00
TOTAL EXPENDITURES		0.00		0.00		0.00		0.00		0.00
NET OF REVENUES & EXPENDITURES		0.00		45.97		22.61		8.55		100.00

OPERATING CASH: \$7,992

FUND BALANCE: \$7,992

GL NUMBER	DESCRIPTION	2024 AMENDED BUDGET	YTD BALANCE	YTD BALANCE	ACTIVITY FOR	% BDGT USED
			03/31/2023 NORMAL (ABNORMAL)	03/31/2024 NORMAL (ABNORMAL)	MONTH 03/31/2024 INCREASE (DECREASE)	
Fund 285 - AMERICAN RESCUE PLAN ACT						
Revenues						
285-000.000-665.000	Interest	50,000.00	10,193.75	15,947.58	3,699.96	31.90
TOTAL REVENUES		50,000.00	10,193.75	15,947.58	3,699.96	31.90
Fund 285 - AMERICAN RESCUE PLAN ACT:						
TOTAL REVENUES		50,000.00	10,193.75	15,947.58	3,699.96	31.90
TOTAL EXPENDITURES		0.00	0.00	0.00	0.00	0.00
NET OF REVENUES & EXPENDITURES		50,000.00	10,193.75	15,947.58	3,699.96	31.90

OPERATING CASH: \$0

MONEY MKT CASH: \$1,211,512

TOTAL CASH: **\$1,211,512**

FUND BALANCE: **\$84,698**

GL NUMBER	DESCRIPTION	2024 AMENDED BUDGET	YTD BALANCE	YTD BALANCE	ACTIVITY FOR		% BDGT USED
			03/31/2023 NORMAL (ABNORMAL)	03/31/2024 NORMAL (ABNORMAL)	MONTH 03/31/2024 INCREASE (DECREASE)		
Fund 403 - FIRE STATION BUILDING FUND							
Revenues							
403-000.000-665.000	Interest	0.00	3,930.51	132.04		49.08	100.00
TOTAL REVENUES		0.00	3,930.51	132.04		49.08	100.00
Expenditures							
901.000	CONSTRUCTION	0.00	481,721.39	1,978.85		674.85	100.00
TOTAL EXPENDITURES		0.00	481,721.39	1,978.85		674.85	100.00
Fund 403 - FIRE STATION BUILDING FUND:							
TOTAL REVENUES		0.00	3,930.51	132.04		49.08	100.00
TOTAL EXPENDITURES		0.00	481,721.39	1,978.85		674.85	100.00
NET OF REVENUES & EXPENDITURES		0.00	(477,790.88)	(1,846.81)		(625.77)	100.00

OPERATING CASH: \$45,869

FUND BALANCE: \$45,869

GL NUMBER	DESCRIPTION	2024 AMENDED BUDGET	YTD BALANCE	YTD BALANCE	ACTIVITY FOR		% BDGT USED
			03/31/2023 NORMAL (ABNORMAL)	03/31/2024 NORMAL (ABNORMAL)	MONTH 03/31/2024 INCREASE (DECREASE)		
Fund 404 - CAPITAL/ONE-TIME PROJECTS FUND							
Revenues							
404-000.000-665.000	Interest	4,500.00	2,866.56	5,112.14	3,818.19	113.60	
404-000.000-699.000	TRANSFER IN-GF	1,000,000.00	500,000.00	1,000,000.00	1,000,000.00	100.00	
TOTAL REVENUES		1,004,500.00	502,866.56	1,005,112.14	1,003,818.19	100.06	
Expenditures							
265.000	BUILDING & GROUNDS	140,000.00	12,689.92	0.00	0.00	0.00	
336.000	FIRE DEPT	50,000.00	32,972.86	0.00	0.00	0.00	
790.000	LIBRARY	15,000.00	2,000.00	0.00	0.00	0.00	
971.000	CAPITAL OUTLAY	50,000.00	0.00	0.00	0.00	0.00	
TOTAL EXPENDITURES		255,000.00	47,662.78	0.00	0.00	0.00	
Fund 404 - CAPITAL/ONE-TIME PROJECTS FUND:							
TOTAL REVENUES		1,004,500.00	502,866.56	1,005,112.14	1,003,818.19	100.06	
TOTAL EXPENDITURES		255,000.00	47,662.78	0.00	0.00	0.00	
NET OF REVENUES & EXPENDITURES		749,500.00	455,203.78	1,005,112.14	1,003,818.19	134.10	

OPERATING CASH: \$705,387

MONEY MKT CASH: \$1,003,063

TOTAL CASH: **\$1,708,450**

FUND BALANCE: **\$1,708,450**

GL NUMBER	DESCRIPTION	2024 AMENDED BUDGET	YTD BALANCE	YTD BALANCE	ACTIVITY FOR	% BDGT USED
			03/31/2023	03/31/2024	MONTH 03/31/2024	
Fund 494 - Dda Development Fund						
Revenues						
494-000.000-402.000	REAL PROPERTY TAXES	2,076,000.00	975,106.11	1,060,930.93	37,775.90	51.10
494-000.000-410.000	PERSONAL PROPERTY TAXES	75,000.00	29,881.11	29,759.31	1,380.49	39.68
494-000.000-437.000	INDUSTRIAL FACILITY TAX	4,500.00	2,465.12	1,341.64	0.00	29.81
494-000.000-665.000	Interest	80,000.00	17,738.67	26,377.50	8,050.16	32.97
494-000.000-678.000	PPT LOSS REIMB	90,000.00	0.00	0.00	0.00	0.00
TOTAL REVENUES		2,325,500.00	1,025,191.01	1,118,409.38	47,206.55	48.09
Expenditures						
223.000	AUDIT	4,000.00	0.00	0.00	0.00	0.00
248.000	ADMINISTRATION	1,925,438.00	151,580.00	1,571,417.01	14,320.31	81.61
266.000	ATTORNEY	1,000.00	0.00	69.00	0.00	6.90
446.000	ROADS	190,000.00	0.00	18,850.57	18,850.57	9.92
901.000	CONSTRUCTION	430,000.00	0.00	0.00	0.00	0.00
TOTAL EXPENDITURES		2,550,438.00	151,580.00	1,590,336.58	33,170.88	62.36
Fund 494 - Dda Development Fund:						
TOTAL REVENUES		2,325,500.00	1,025,191.01	1,118,409.38	47,206.55	48.09
TOTAL EXPENDITURES		2,550,438.00	151,580.00	1,590,336.58	33,170.88	62.36
NET OF REVENUES & EXPENDITURES		(224,938.00)	873,611.01	(471,927.20)	14,035.67	209.80

OPERATING CASH: \$1,114,562
MONEY MKT CASH: \$2,238,544
TOTAL CASH: \$3,353,106
FUND BALANCE:
UNASSIGNED: \$1,973,464
ASSIGNED: \$1,400,000
TOTAL FUND BAL: \$3,373,464

PERIOD ENDING 03/31/2024

GL NUMBER	DESCRIPTION	2024 AMENDED BUDGET	YTD BALANCE	YTD BALANCE	ACTIVITY FOR		% BDGT USED
			03/31/2023 NORMAL (ABNORMAL)	03/31/2024 NORMAL (ABNORMAL)	MONTH 03/31/2024 INCREASE (DECREASE)		
Fund 592 - Water & Sewer							
Revenues							
592-248.000-613.000	MISC INCOME	0.00	0.44	0.00	0.00	0.00	
592-248.000-631.000	FINANCE AGREEMENT FEE	90.00	30.00	30.00	30.00	33.33	
592-248.000-632.000	CONNECTION FEES-WATER	211,120.00	59,258.00	55,419.00	34,307.00	26.25	
592-248.000-632.010	CONNECTIONS FINANCE-WATER	7,917.00	5,580.00	0.00	0.00	0.00	
592-248.000-633.000	CONNECTION FEES-SEWER	398,000.00	100,400.00	100,400.00	60,600.00	25.23	
592-248.000-647.000	Penalties	27,500.00	5,191.12	12,018.93	(46.78)	43.71	
592-248.000-665.000	Interest	200,000.00	51,525.82	79,137.61	28,894.74	39.57	
592-248.000-665.010	Interest On Assessments	7,000.00	0.00	0.00	0.00	0.00	
592-536.000-613.000	MISC INCOME	1,000.00	5,597.75	842.22	0.00	84.22	
592-536.000-619.000	INSPECTIONS	6,000.00	1,000.00	0.00	0.00	0.00	
592-536.000-620.000	WATER METER CHARGES	60,000.00	15,880.00	16,128.00	9,604.00	26.88	
592-536.000-630.000	WATER HYDRANT USAGE	2,500.00	0.00	0.00	0.00	0.00	
592-536.000-646.000	Utility Charges	3,120,000.00	590,157.85	(2,616.48)	1,365.88	(0.08)	
592-536.000-667.020	ROBINSON TWP HYDRANT RENT	450.00	0.00	0.00	0.00	0.00	
592-536.000-667.050	Rental-Water Tank-Omnipoint	15,500.00	2,850.23	2,935.74	1,467.87	18.94	
592-537.000-613.000	MISC INCOME	1,000.00	12,231.32	780.72	0.00	78.07	
592-537.000-619.000	INSPECTIONS	5,000.00	2,540.00	1,260.00	980.00	25.20	
592-537.000-646.000	Utility Charges	3,537,000.00	838,871.93	574.93	79.57	0.02	
592-537.000-646.010	Sewer Charges - Leprino	100,860.00	17,159.48	16,810.00	8,405.00	16.67	
TOTAL REVENUES		7,700,937.00	1,708,273.94	283,720.67	145,687.28	3.68	
Expenditures							
248.000	ADMINISTRATION	214,592.00	198,102.07	154,672.66	140,935.47	72.08	
536.000	WATER	2,912,178.00	380,337.86	360,827.67	138,086.53	12.39	
537.000	SEWER	1,883,487.00	322,907.49	1,754,687.70	1,495,948.57	93.16	
906.000	DEBT	1,505,942.00	35,246.40	32,662.95	0.00	2.17	
TOTAL EXPENDITURES		6,516,199.00	936,593.82	2,302,850.98	1,774,970.57	35.34	
Fund 592 - Water & Sewer:							
TOTAL REVENUES		7,700,937.00	1,708,273.94	283,720.67	145,687.28	3.68	
TOTAL EXPENDITURES		6,516,199.00	936,593.82	2,302,850.98	1,774,970.57	35.34	
NET OF REVENUES & EXPENDITURES		1,184,738.00	771,680.12	(2,019,130.31)	(1,629,283.29)	170.43	

OPERATING CASH: \$3,080,320

MONEY MKT CASH: \$6,452,687

CD-WEST MICH BK: \$522,745

EMINENT DOMAIN: \$132,330

TOTAL CASH: \$10,188,082**FUND BALANCE: \$40,977,747**

GL NUMBER	DESCRIPTION	2024 AMENDED BUDGET	YTD BALANCE	YTD BALANCE	ACTIVITY FOR		% BDGT USED
			03/31/2023 NORMAL (ABNORMAL)	03/31/2024 NORMAL (ABNORMAL)	MONTH 03/31/2024 INCREASE (DECREASE)		
Fund 811 - Road Fund							
Revenues							
811-000.000-452.000	SPECIAL ASSESS-ROADS	25,000.00	1,742.33	0.00	0.00	0.00	
811-000.000-665.000	Interest	12,000.00	3,012.09	4,574.69	1,429.69	38.12	
811-000.000-665.010	Interest On Assessments	1,300.00	48.91	0.00	0.00	0.00	
TOTAL REVENUES		38,300.00	4,803.33	4,574.69	1,429.69	11.94	
Expenditures							
223.000	AUDIT	1,000.00	0.00	0.00	0.00	0.00	
446.000	ROADS	50,285.00	3,074.00	285.15	285.15	0.57	
TOTAL EXPENDITURES		51,285.00	3,074.00	285.15	285.15	0.56	
Fund 811 - Road Fund:							
TOTAL REVENUES		38,300.00	4,803.33	4,574.69	1,429.69	11.94	
TOTAL EXPENDITURES		51,285.00	3,074.00	285.15	285.15	0.56	
NET OF REVENUES & EXPENDITURES		(12,985.00)	1,729.33	4,289.54	1,144.54	33.03	

--	--	--	--	--	--	--	--	--	--	--

OPERATING CASH: 133,666

MONEY MKT CASH: \$421,299

TOTAL CASH: \$554,965

FUND BALANCE: \$555,209



County of Ottawa

Sheriff's Office

Steve A. Kempker
Sheriff

Eric J. DeBoer
Undersheriff



Headquarters/Administration

12220 Fillmore Street

West Olive, Michigan 49460

(616) 738-4000 or (888) 731-1001

Fax: (616) 738-4062

Correctional Facility

12130 Fillmore Street

West Olive, Michigan 49460

(616) 786-4140 or (888) 731-1001

Fax: (616) 738-4099

Date: 04-07-2024

To: Allendale Township Supervisor Adam Elenbaas

From: Sgt. Cal Keuning

RE: Monthly Report (March 2024)

The Sheriff's Office during the month of March responded to 365 calls for service.

Allendale Township Basic EMT and MFR units, with the assistance of general road patrol, responded to 56 medicals and 2 personal injury accidents.

Traffic enforcement activity during the month of March, deputies made 119 traffic contacts.

Allendale School News:

Sgt. Keuning was in the 4th grade class at Oakwood Intermediate School and read to students.



Deputy Ortman taught CRASE to new teachers, lunch aids, bus drivers, and additional Allendale Public School staff who did not have the training.

Deputy Ortman entered a chili cook off representing the wrestling team for the athletic boosters. Out of the 19 chilies entries, Deputy Ortman took **1st** place.



Evergreen School and the ECC had “uniform days” in some of the classrooms. Deputy Ortman stopped by in his uniform and explained a deputy sheriff’s uniform and the job of a deputy sheriff.

Deputy Ortman taught in the high school special education class on technology, and its appropriate use. Deputy Ortman also taught lessons on threats, and cyberbullying.

Deputy Ortman and Sgt. Keuning ate lunch with two kindergarten students at Allendale Christian School who won an event having lunch with a police officer. Lunch of choice for the kindergarten students was McDonald’s Happy Meals.

Presentation to the Lifelong Learner’s at Main St. Pub:

Sgt. Keuning was the guest speaker at the Lifelong Learner luncheon at Main St. Pub. Undersheriff DeBoer was in attendance and said hi to the group.

Youth Alcohol Enforcement during St. Patrick’s Weekend:

Additional deputies were assigned to work off campus for youth alcohol enforcement during St. Patrick’s weekend. This enforcement is made possible through a grant from Reducing Ottawa Area Drunk Driving / Arbor Circle organization. Deputies investigated numerous alcohol related incidents.

Thank you.

Sgt. Cal Keuning



Allendale Township Community Policing

Sergeant Cal Keuning
ckeuning@miOttawa.org

Deputy John Ortman
jortman@miOttawa.org

Deputy Jordan Miller
jmiller@miOttawa.org

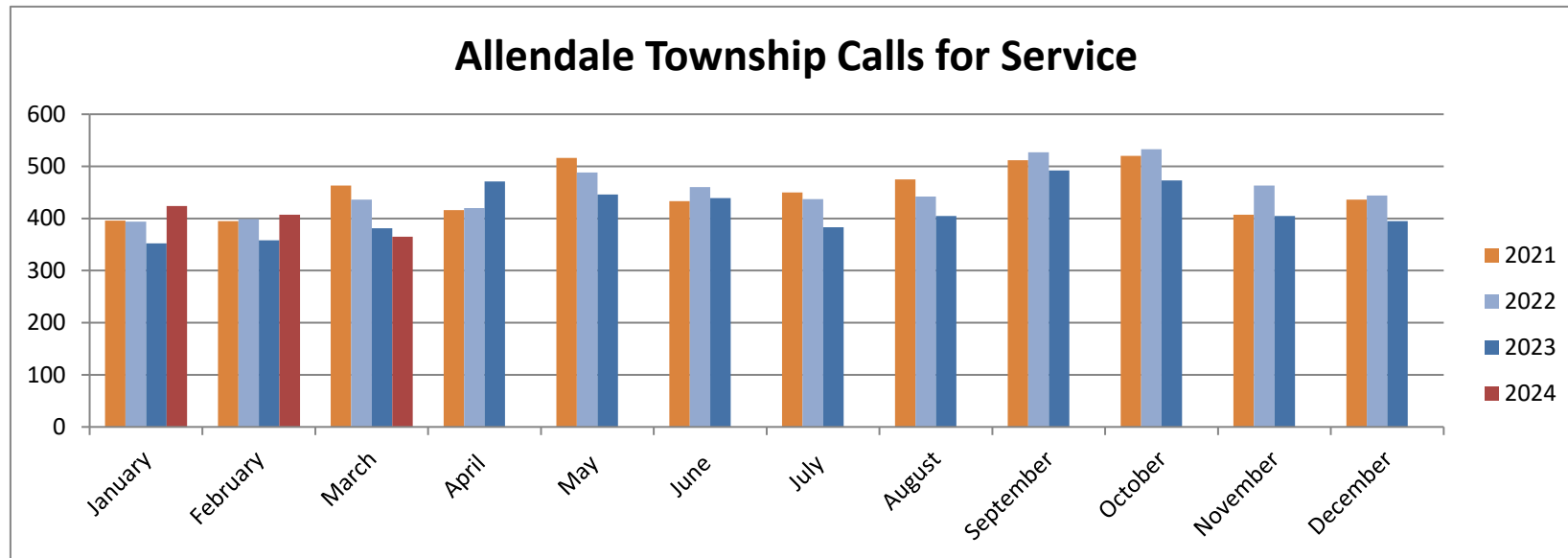
Deputy Joseph Apolo
japolo@miottawa.org

Deputy Joshua DeHoag
jdehoag@miottawa.org

For emergencies, dial 911. For non-emergencies, dial 1-800-249-0911.

Total Number of Calls

	January	February	March	April	May	June	July	August	September	October	November	December
2021	396	395	463	416	516	433	450	475	512	520	407	436
2022	394	399	436	420	488	460	437	442	527	533	463	444
2023	352	358	381	471	446	439	383	405	492	473	405	395
2024	424	407	365									

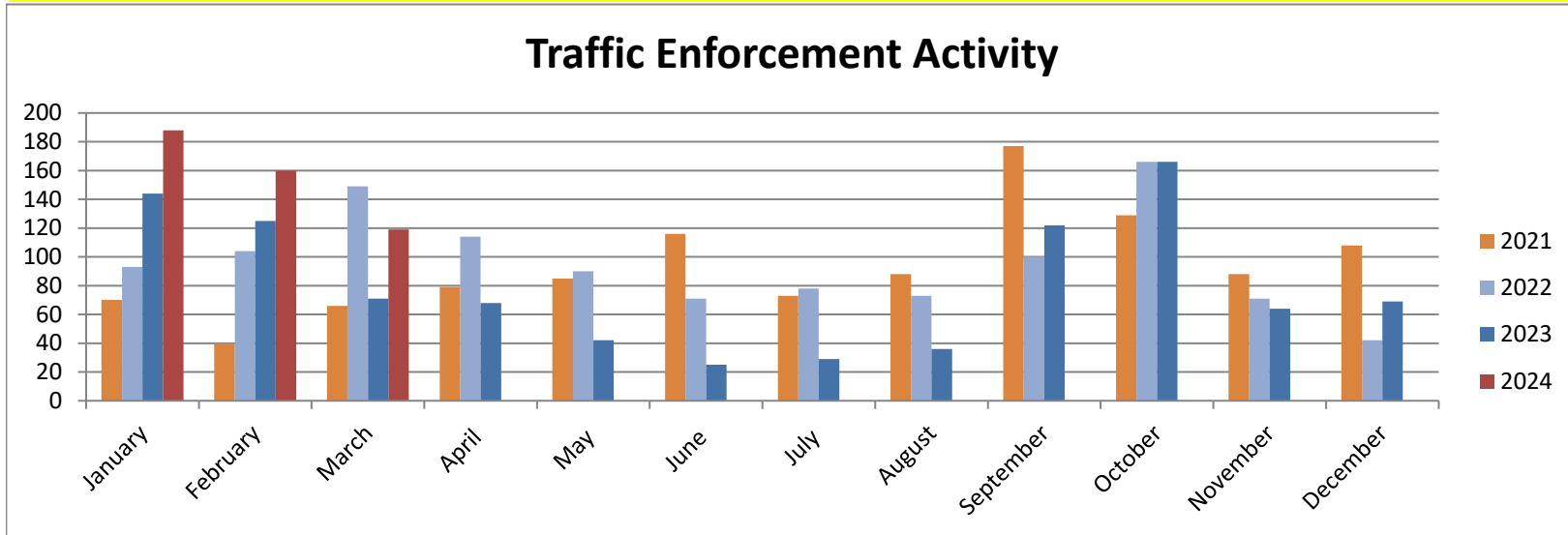


Traffic Enforcement Activity

	January	February	March	April	May	June	July	August	September	October	November	December
2021	70	40	66	79	85	116	73	88	177	129	88	108

2022	93	104	149	114	90	71	78	73	100	166	71	42
2023	144	125	71	68	42	25	29	36	122	166	64	69
2024	188	160	119									

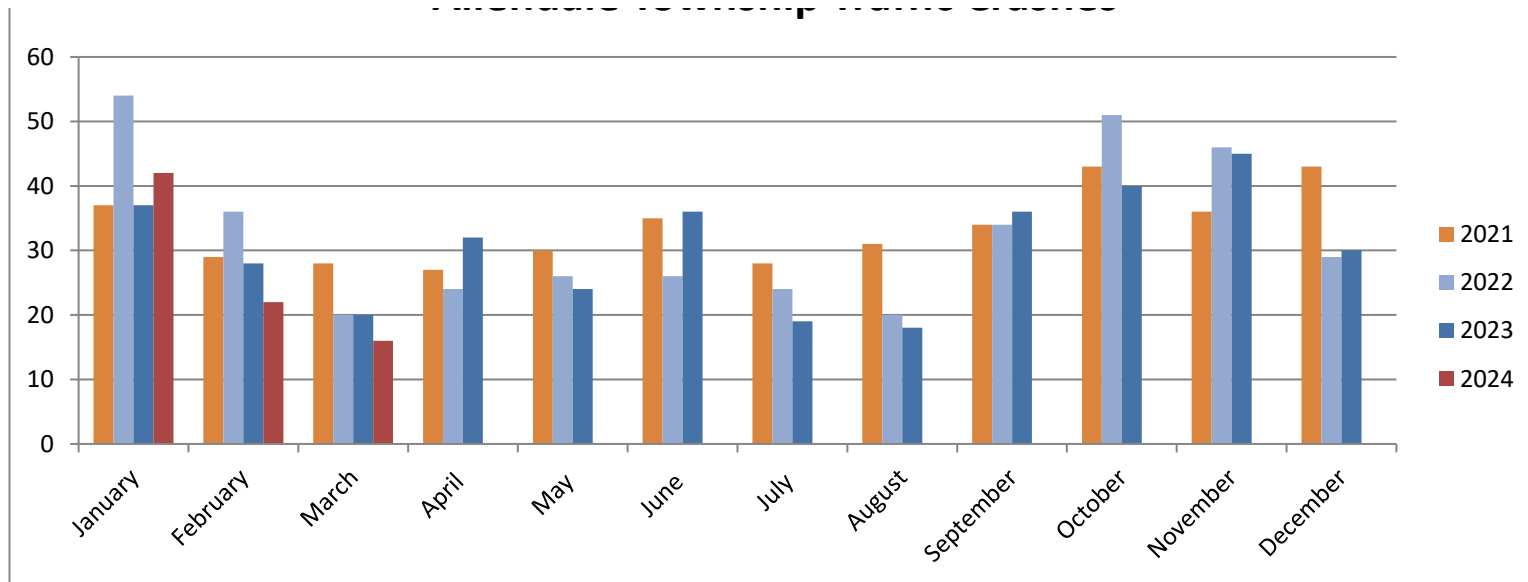
****Effective January 1st, 2024 program change where data is obtained. Totals are warnings and citations combined.****



Traffic Crashes

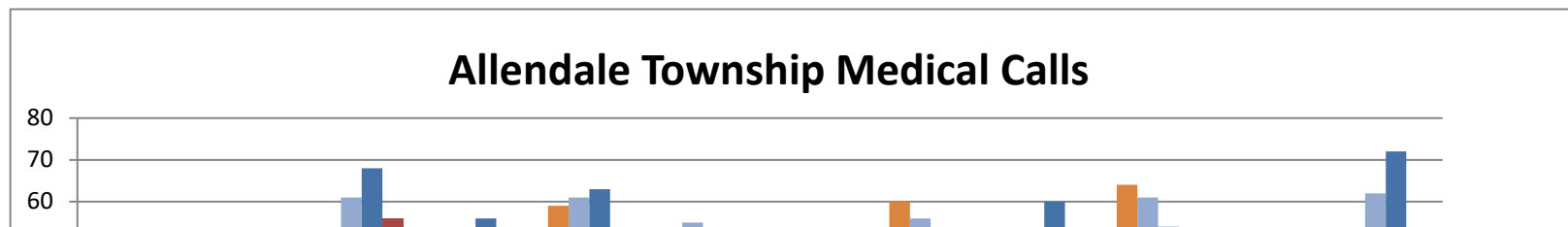
	January	February	March	April	May	June	July	August	September	October	November	December
2021	37	29	28	27	30	35	28	31	34	43	36	43
2022	54	36	20	24	26	26	24	20	34	51	46	29
2023	37	28	20	32	24	36	19	18	36	40	45	30
2024	42	22	16									

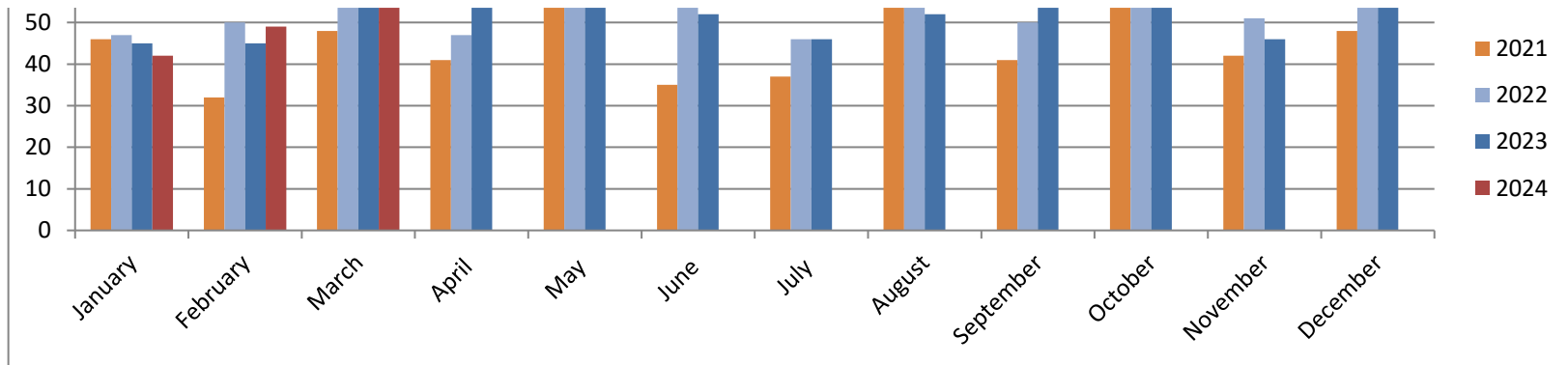
Allendale Township Traffic Crashes



Medical Calls

	January	February	March	April	May	June	July	August	September	October	November	December
2021	46	32	48	41	59	35	37	60	41	64	42	48
2022	47	50	61	47	61	55	46	56	50	61	51	62
2023	45	45	68	56	63	52	46	52	60	54	46	72
2024	42	49	56									





Calls of Interest 2024

	January	February	March	April	May	June	July	August	September	October	November	December
B & E's	6	2	2									
Larcenies	19	13	8									
Shoplifting	2	1	0									
Mental	4	9	7									
Civil	8	8	9									
Assaults	1	2	1									
Domestic	23	20	26									
Animal	8	17	14									
Alarms	13	8	6									
Traffic	22	29	33									
Narcotics	1	2	2									
Weapons	1	3	0									

Calls of Interest 2023

January	February	March	April	May	June	July	August	September	October	November	December
---------	----------	-------	-------	-----	------	------	--------	-----------	---------	----------	----------

<u>ALARM TYPE</u>	<u>MONTH</u>	<u>MAY</u>	<u>YEAR TO DATE</u>	<u>YEAR TO DATE</u>	<u>CHANGE</u>
	<u>March</u>		<u>2024</u>	<u>2023</u>	<u>2024</u>
MEDICAL EMERGENCIES	68		190	204	-14
Canceled Enroute	2		10	16	-6
Squad 172 Responses	35		101	85	16
Asst. Amb.	21		48	33	15
Lift Assist	1		5	3	2
VEHICLE ACCIDENTS WITH INJURIES	2		5	11	-6
Cancelled Enroute	0		0	1	-1
PROPERTY DAMAGE ACCIDENTS	0		3	3	0
Canceled Enroute	0		1	4	-3
SMOKE/ODOR INVESTIGATION	0		9	9	0
Canceled Enroute	0		1	0	1
MEDICAL ALARM	0		1	3	-2
Canceled Enroute	0		1	0	1
FIRE ALARM	9		29	13	16
Canceled Enroute	7		14	7	7
SERVICE CALL / LOCK-IN/OUT	2		9	3	6
MUTUAL AID/AUTOMATIC AID:					
AUTOMATIC AID GIVEN:	0		2	8	-6
MUTUAL AID GIVEN:	3		10	8	2
AUTOMATIC AID RECEIVED	2		7	4	3
MUTUAL AID RECEIVED	0		3	6	-3
BUILDING FIRES	2		4	1	3
GRASS, BRUSH, WOODS	2		2	0	2
TRASH, REFUSE, DUMPSTER	0		1	0	1
VEHICLE FIRES	1		5	3	2
CO ALARM	2		9	6	3
GAS LEAK / WIRE DOWN	2		7	5	2
NO DISPATCH	3		7	12	-5
UNAUTHORIZED BURN	2		4	1	3
TOTALS	129		377	354	23
	<u>Month</u>		<u>2024 to Date</u>	<u>2023 To Date</u>	<u>24/23 Change</u>
Property Loss: (\$)	\$120,325.00		\$240,925.00	\$25,543.00	\$215,382.00
Property Saved (\$)	\$210,400		\$1,050,700	\$251,656	\$799,044.00
Man Hours on Alarms	575.75		1,623	1,454	169
Training Man Hours	109.25		314.25	315.25	-1
Fire School / PPS / Meeting / EQ Checks / Fire Prev / Other	806.75		1,066.50	993.05	73.45
Burning Permits Issued	20		87	105	-18
Grand Valley Alarms	17		46	30	16
Off-Campus Student Housing	12		61	41	20
Stonebridge Senior Housing	5		15	26	-11
Green Acres	6		13	6	7
Atrium of Allendale	10		29	27	2

AFD - Training and Activities

Report Filters

Activity/Training Start Date Time: is between '3/1/2024' and '3/31/2024'

Activity/Training Start Date Time	Activity/Training End Date Time	Activity/Training Start Day Name	Activity/Training Event Name	Activity/Training Attendee Count
Activity/Training Event Type: Activity				
03/02/2024 08:30:00	03/02/2024 12:00:00	Saturday	EQUIPMENT CHECKS #2	4
03/05/2024 10:30:00	03/05/2024 12:00:00	Tuesday	FIRE PREVENTION	3
03/11/2024 14:30:00	03/11/2024 16:00:00	Monday	FIRE PREVENTION	3
03/13/2024 15:00:00	03/13/2024 16:00:00	Wednesday	PROBATIONARY FIREFIGHTER TRAINING	2
03/09/2024 15:00:00	03/09/2024 18:00:00	Saturday	EQUIPMENT CHECKS #3	5
03/15/2024 20:30:00	03/15/2024 23:00:00	Friday	EQUIPMENT CHECKS #4	5
03/16/2024 11:00:00	03/16/2024 14:30:00	Saturday	PROBATIONARY FIREFIGHTER TRAINING	9
03/27/2024 15:00:00	03/27/2024 17:15:00	Wednesday	PROBATIONARY FIREFIGHTER TRAINING	2
03/29/2024 16:00:00	03/29/2024 20:00:00	Friday	EQUIPMENT CHECKS #6	3
03/01/2024 09:17:31	03/31/2024 09:17:43	Friday	CAPTAIN PAY	1
03/01/2024 09:19:06	03/31/2024 09:19:18	Friday	EMS COORDINATOR	1
03/01/2024 09:20:37	03/31/2024 09:20:44	Friday	EMS REPORT AUDIT	1
03/01/2024 09:22:13	03/31/2024 09:22:20	Friday	OFFICER PAY D.C.	1
03/01/2024 09:23:40	03/31/2024 09:23:48	Friday	OFFICER PAY LT.	5
03/01/2024 09:25:44	03/31/2024 09:25:52	Friday	SERGEANT PAY	6
03/22/2024 18:00:00	03/22/2024 21:00:00	Friday	EQUIPMENT CHECKS #5	5
Activity/Training Event Type: Training				
03/25/2024 17:30:00	03/25/2024 21:00:00	Monday	Live Fire Training	1
03/18/2024 18:45:00	03/18/2024 21:00:00	Monday	MEDICAL	9
03/18/2024 18:45:00	03/18/2024 20:45:00	Monday	BUILDING TOURS	14
03/04/2024 18:45:00	03/04/2024 20:45:00	Monday	MEDICAL	15
03/04/2024 18:45:00	03/04/2024 21:30:00	Monday	BUILDING TOURS	10

NFIRS Run Data Report - Day of Week

Basic Shift Or Platoon (FD1.30)		Number of Runs
Day of Week: 01 - Sunday		
		1
	A - Shift 6P SUN / 6A FRI	1
	C - Shift 6P FRI / 6P SUN	23
		Total: 25
Day of Week: 02 - Monday		
	A - Shift 6P SUN / 6A FRI	11
	B - Shift 6A MON / 6P FRI	8
		Total: 19
Day of Week: 03 - Tuesday		
	A - Shift 6P SUN / 6A FRI	10
	B - Shift 6A MON / 6P FRI	10
		Total: 20
Day of Week: 04 - Wednesday		
		1
	A - Shift 6P SUN / 6A FRI	8
	B - Shift 6A MON / 6P FRI	9
		Total: 18
Day of Week: 05 - Thursday		
	A - Shift 6P SUN / 6A FRI	7
	B - Shift 6A MON / 6P FRI	5
		Total: 12
Day of Week: 06 - Friday		
	A - Shift 6P SUN / 6A FRI	2
	B - Shift 6A MON / 6P FRI	16
	C - Shift 6P FRI / 6P SUN	5
		Total: 23
Day of Week: 07 - Saturday		
	C - Shift 6P FRI / 6P SUN	12
		Total: 12
		Total: 129

Alarm Analysis by District - Average Response Time AFD

CAD Basic Incident Number	Basic Incident Alarm Date Time (FD1.26)	Basic Apparatus Call Sign List	Basic Incident Day Name (FD1.3)	Basic Incident Zone/District Number (FD1.32)	Basic First Apparatus Arrived At Scene Dispatch To Arrived At Scene In Minutes
Basic Shift Or Platoon (FD1.30): (None)					
24-0000341	03/24/2024 03:38:21	199	Sunday	1123	8
24-0000332	03/20/2024 18:01:59	171, 170	Wednesday	140	6
					Avg: 7.00
Basic Shift Or Platoon (FD1.30): A - Shift 6P SUN / 6A FRI					
24-0000348	03/25/2024 01:08:10	171, 170	Monday	141	12
24-0000333	03/20/2024 21:13:28	171, 170	Wednesday	141	7
24-0000336	03/21/2024 22:28:25	171, 170	Thursday	140	7
24-0000352	03/25/2024 23:52:36	171, 170	Monday	120	7
24-0000355	03/26/2024 23:25:04	170, 121	Tuesday	180	13
24-0000363	03/28/2024 20:11:05	170, 171	Thursday	191	6
24-0000378	03/31/2024 18:07:54	161	Sunday	1803	6
24-0000364	03/29/2024 05:19:23	171, 170	Friday	141	7
24-0000258	03/04/2024 18:16:28	176, 194	Monday	160	9
24-0000259	03/04/2024 23:52:12	170, 171	Monday	141	12
24-0000260	03/05/2024 05:06:17	141, 194, 122	Tuesday	160	15
24-0000264	03/05/2024 20:05:01	170, 171	Tuesday	120	10
24-0000265	03/06/2024 18:43:40	171, 170	Wednesday	141	10
24-0000266	03/06/2024 22:36:55	192	Wednesday	180	3
24-0000268	03/07/2024 19:54:12	170, 171	Thursday	161	8
24-0000269	03/07/2024 23:51:03	170, 171	Thursday	194	9
24-0000270	03/08/2024 01:52:25	170, 171	Friday	190	9
24-0000280	03/11/2024 19:24:50	171, 170	Monday	190	5
24-0000281	03/11/2024 21:21:21	170, 171	Monday	140	11
24-0000282	03/12/2024 01:25:12	170, 171	Tuesday	141	10
24-0000286	03/12/2024 21:15:21	170, 171	Tuesday	140	
24-0000294	03/14/2024 20:23:10	170, 171	Thursday	120	7
24-0000295	03/14/2024 23:23:07	198, 122	Thursday	190	9
24-0000314	03/18/2024 00:08:30	170, 171	Monday	180	
24-0000315	03/18/2024 00:23:43	170, 171	Monday	831	3
24-0000316	03/18/2024 01:00:13	171, 170	Monday	180	9
24-0000317	03/18/2024 02:21:10	170, 199, 171	Monday	121	7
24-0000318	03/18/2024 02:58:34	197, 122	Monday	180	10
24-0000289	03/13/2024 17:03:55	181, 121, 190, 171, 161	Wednesday	100	8
24-0000292	03/13/2024 22:25:27	170, 171	Wednesday	120	4
24-0000291	03/13/2024 21:20:24	171, 170	Wednesday	180	13
24-0000293	03/14/2024 02:08:52	170, 171	Thursday	170	8
24-0000290	03/13/2024 18:11:39	192, 190	Wednesday	140	1
24-0000323	03/19/2024 18:18:32	199, 121, 170, 171, 190	Tuesday	120	3
24-0000324	03/19/2024 19:44:19	170, 171	Tuesday	190	5
24-0000326	03/19/2024 22:12:55	171	Tuesday	160	7
24-0000325	03/19/2024 22:06:16	121, 195	Tuesday	180	13
24-0000327	03/19/2024 22:44:37	121, 195	Tuesday	120	4
24-0000328	03/20/2024 05:34:20	171, 170	Wednesday	140	12
					Avg: 8.03
Basic Shift Or Platoon (FD1.30): B - Shift 6A MON / 6P FRI					
24-0000288	03/13/2024 16:53:37	122, 190	Wednesday	120	9
24-0000287	03/13/2024 16:15:57	190, 171	Wednesday	160	5
24-0000300	03/15/2024 17:44:10	171, 198, 121, 122	Friday	170	2
24-0000319	03/18/2024 07:01:01	171	Monday	110	8

CAD Basic Incident Number	Basic Incident Alarm Date Time (FD1.26)	Basic Apparatus Call Sign List	Basic Incident Day Name (FD1.3)	Basic Incident Zone/District Number (FD1.32)	Basic First Apparatus Arrived At Scene Dispatch To Arrived At Scene In Minutes
24-0000321	03/19/2024 09:23:03	170, 171	Tuesday	163	6
24-0000322	03/19/2024 16:37:02	190, 170, 171	Tuesday	128	4
24-0000296	03/15/2024 10:57:42	171	Friday	192	7
24-0000298	03/15/2024 12:27:48	121, 171, 122	Friday	180	5
24-0000297	03/15/2024 12:26:43	170	Friday	100	7
24-0000299	03/15/2024 13:00:50	171	Friday	190	6
24-0000285	03/12/2024 15:34:26	171	Tuesday	100	7
24-0000278	03/11/2024 08:29:31	171, 190	Monday	196	2
24-0000279	03/11/2024 09:32:46	171	Monday	170	5
24-0000283	03/12/2024 07:37:27	121, 190, 171	Tuesday	190	5
24-0000284	03/12/2024 13:39:16	190, 122	Tuesday	170	4
24-0000271	03/08/2024 08:13:20	171	Friday	190	9
24-0000273	03/08/2024 16:05:37	171	Friday	180	7
24-0000272	03/08/2024 11:18:14	171	Friday	160	22
24-0000267	03/07/2024 15:01:14	171	Thursday	120	5
24-0000257	03/04/2024 15:58:29	171	Monday	120	4
24-0000263	03/05/2024 10:58:20	170, 171	Tuesday	164	9
24-0000262	03/05/2024 07:41:08	192	Tuesday	120	4
24-0000261	03/05/2024 06:33:45	192	Tuesday	160	
24-0000249	03/01/2024 08:36:05	171	Friday	120	6
24-0000250	03/01/2024 11:29:30	171	Friday	120	3
24-0000252	03/01/2024 14:54:37	170	Friday	100	5
24-0000251	03/01/2024 13:20:36	170	Friday	180	9
24-0000366	03/29/2024 17:26:54	171	Friday	140	
24-0000365	03/29/2024 16:19:16	171	Friday	190	6
24-0000350	03/25/2024 15:01:41	171	Monday	160	5
24-0000351	03/25/2024 15:09:41	197, 190	Monday	180	
24-0000359	03/27/2024 12:46:24	171, 170	Wednesday	100	6
24-0000367	03/29/2024 17:32:52	170, 171, 195, 121	Friday	170	8
24-0000357	03/27/2024 11:08:27	171	Wednesday	190	7
24-0000360	03/27/2024 13:20:31	171	Wednesday	120	5
24-0000358	03/27/2024 11:23:08	171	Wednesday	190	20
24-0000362	03/28/2024 16:09:37	171	Thursday	190	6
24-0000361	03/28/2024 12:05:55	171	Thursday	190	7
24-0000349	03/25/2024 10:46:06	171, 190	Monday	121	4
24-0000354	03/26/2024 13:23:16	190	Tuesday	190	6
24-0000353	03/26/2024 12:23:58	170	Tuesday	111	7
24-0000337	03/22/2024 12:01:37	190, 171	Friday	160	12
BLANK	03/21/2024 09:02:57		Thursday	180	
24-0000330	03/20/2024 12:03:47		Wednesday	OUT	4
24-0000335	03/21/2024 15:14:54	171	Thursday	140	10
24-0000320	03/18/2024 12:24:55	190, 122	Monday	180	8
24-0000329	03/20/2024 08:40:39	170	Wednesday	141	7
24-0000331	03/20/2024 13:52:38	171, 190	Wednesday	120	3
					Avg: 6.75
Basic Shift Or Platoon (FD1.30): C - Shift 6P FRI / 6P SUN					
24-0000346	03/24/2024 16:47:38	192, 161, 141, 121, 170, 122	Sunday	190	5
24-0000343	03/24/2024 15:18:25	171, 170	Sunday	141	8
24-0000344	03/24/2024 16:21:53	171, 170	Sunday	190	3
24-0000347	03/24/2024 19:27:08	170	Sunday	3 - Village	3
24-0000345	03/24/2024 16:34:21	199, 121	Sunday	180	7
24-0000339	03/23/2024 00:11:12	171, 170	Saturday	164	14

CAD Basic Incident Number	Basic Incident Alarm Date Time (FD1.26)	Basic Apparatus Call Sign List	Basic Incident Day Name (FD1.3)	Basic Incident Zone/District Number (FD1.32)	Basic First Apparatus Arrived At Scene Dispatch To Arrived At Scene In Minutes
24-0000338	03/22/2024 21:19:58	122, 170	Friday	180	
24-0000340	03/23/2024 00:37:56	170	Saturday	180	
24-0000342	03/24/2024 09:33:06	170, 171	Sunday	100	10
24-0000368	03/30/2024 02:09:13	170, 171	Saturday	128	10
24-0000369	03/30/2024 07:32:37	171, 170	Saturday	190	12
24-0000371	03/30/2024 15:27:46	121	Saturday	402	0
24-0000372	03/30/2024 16:23:34	170, 171	Saturday	121	3
24-0000370	03/30/2024 10:07:45	194	Saturday	100	9
24-0000373	03/30/2024 21:34:01	171, 170	Saturday	120	8
24-0000374	03/31/2024 06:34:08	171, 170	Sunday	141	11
24-0000375	03/31/2024 11:13:40	171, 170	Sunday	190	10
24-0000376	03/31/2024 11:29:07	170, 121, 171	Sunday	194	8
24-0000377	03/31/2024 16:49:51	170, 171	Sunday	141	7
24-0000253	03/03/2024 02:30:02	122, 197	Sunday	180	15
24-0000254	03/03/2024 11:57:51	170, 171	Sunday	192	7
24-0000255	03/03/2024 12:49:49	171	Sunday	170	4
24-0000256	03/03/2024 16:37:16	170, 171	Sunday	121	4
24-0000275	03/09/2024 11:53:07	171, 170	Saturday	170	4
24-0000276	03/10/2024 11:10:59	170, 171	Sunday	120	7
24-0000277	03/10/2024 11:50:58	170, 171	Sunday	170	4
24-0000274	03/08/2024 19:01:02	171, 170	Friday	120	7
24-0000302	03/15/2024 23:23:47	170, 171	Friday	141	10
24-0000303	03/15/2024 23:51:08	170, 122	Friday	180	9
24-0000301	03/15/2024 19:28:21	171, 170	Friday	122	4
24-0000304	03/16/2024 02:54:30	195	Saturday	180	
24-0000305	03/16/2024 21:16:14	195	Saturday	180	
24-0000306	03/16/2024 23:22:40	170, 171	Saturday	160	10
24-0000307	03/17/2024 02:50:21	170, 171	Sunday	190	18
24-0000308	03/17/2024 12:10:45	170, 171	Sunday	140	9
24-0000309	03/17/2024 13:08:28	181, 171	Sunday	190	5
24-0000310	03/17/2024 13:36:57	122, 170	Sunday		7
24-0000311	03/17/2024 15:36:44	121, 170	Sunday	190	4
24-0000312	03/17/2024 16:28:09	171, 170	Sunday	140	6
24-0000313	03/17/2024 16:54:36	170	Sunday	140	2
					Avg: 7.36
					Avg: 7.34

Report Filters

Basic Incident Date - Derived (Fd1.3): is between '3/1/2024' and '3/31/2024'

Report Criteria

Agency Fdid: Is Equal To 07001

AFD Incident Type Report (Summary)

Basic Incident Number (FD1)	Basic Incident Actual Time	Basic Shift Or Platoon (FD1.30)	Basic Incident Type Code And Description (FD1.21)	Basic Aid Given Or Received (FD1.22)	Basic Aid Given Their Fire Department Name (FD1.23)	Total Incidents Percent of Incidents
Incident Type Category (FD1.21): 1 - Fire						
24-0000284	13:36:36	B - Shift 6A MON / 6P FRI	111 - Building fire	Automatic aid received		
24-0000346	16:46:14	C - Shift 6P FRI / 6P SUN	111 - Building fire	Automatic aid received		
24-0000288	16:52:40	B - Shift 6A MON / 6P FRI	142 - Brush or brush-and-grass mixture fire	None		
24-0000289	17:01:57	A - Shift 6P SUN / 6A FRI	142 - Brush or brush-and-grass mixture fire	None		
						Total: 0.00%
Count: 4						
Incident Type Category (FD1.21): 2 - Overpressure Rupture, Explosion, Overheat (No Fire)						
24-0000345	16:32:28	C - Shift 6P FRI / 6P SUN	220 - Overpressure rupture from air or gas, other	None		
						Total: 0.00%
Count: 1						
Incident Type Category (FD1.21): 3 - Rescue & Emergency Medical Service Incident						
24-0000307	02:48:43	C - Shift 6P FRI / 6P SUN	3001 - Lift Assist, Medical	None		
24-0000309	13:06:37	C - Shift 6P FRI / 6P SUN	3001 - Lift Assist, Medical	None		
24-0000366	17:24:00	B - Shift 6A MON / 6P FRI	3001 - Lift Assist, Medical	None		
24-0000373	21:31:43	C - Shift 6P FRI / 6P SUN	3001 - Lift Assist, Medical	None		
24-0000281	21:18:44	A - Shift 6P SUN / 6A FRI	311 - Medical assist, assist EMS crew	None		
24-0000369	07:32:09	C - Shift 6P FRI / 6P SUN	311 - Medical assist, assist EMS crew	None		
24-0000249	08:34:14	B - Shift 6A MON / 6P FRI	321 - EMS call, excluding vehicle accident with injury	None		
24-0000250	11:26:12	B - Shift 6A MON / 6P FRI	321 - EMS call, excluding vehicle accident with injury	None		
24-0000251	13:17:14	B - Shift 6A MON / 6P FRI	321 - EMS call, excluding vehicle accident with injury	None		
24-0000252	14:53:52	B - Shift 6A MON / 6P FRI	321 - EMS call, excluding vehicle accident with injury	None		
24-0000254	11:55:54	C - Shift 6P FRI / 6P SUN	321 - EMS call, excluding vehicle accident with injury	None		
24-0000255	12:48:20	C - Shift 6P FRI / 6P SUN	321 - EMS call, excluding vehicle accident with injury	None		
24-0000256	16:35:52	C - Shift 6P FRI / 6P SUN	321 - EMS call, excluding vehicle accident with injury	None		
24-0000257	15:57:36	B - Shift 6A MON / 6P FRI	321 - EMS call, excluding vehicle accident with injury	None		
24-0000259	23:48:31	A - Shift 6P SUN / 6A FRI	321 - EMS call, excluding vehicle accident with injury	None		
24-0000263	10:55:53	B - Shift 6A MON / 6P FRI	321 - EMS call, excluding vehicle accident with injury	None		
24-0000264	20:03:21	A - Shift 6P SUN / 6A FRI	321 - EMS call, excluding vehicle accident with injury	None		
24-0000265	18:41:08	A - Shift 6P SUN / 6A FRI	321 - EMS call, excluding vehicle accident with injury	None		
24-0000267	14:59:47	B - Shift 6A MON / 6P FRI	321 - EMS call, excluding vehicle accident with injury	None		
24-0000268	19:53:32	A - Shift 6P SUN / 6A FRI	321 - EMS call, excluding vehicle accident with injury	None		
24-0000269	23:48:51	A - Shift 6P SUN / 6A FRI	321 - EMS call, excluding vehicle accident with injury	None		
24-0000270	01:48:55	A - Shift 6P SUN / 6A FRI	321 - EMS call, excluding vehicle accident with injury	None		

Basic Incident Number (FD1)	Basic Incident Actual Time	Basic Shift Or Platoon (FD1.30)	Basic Incident Type Code And Description (FD1.21)	Basic Aid Given Or Received (FD1.22)	Basic Aid Given Their Fire Department Name (FD1.23)	Total Incidents Percent of Incidents
24-0000271	08:12:03	B - Shift 6A MON / 6P FRI	321 - EMS call, excluding vehicle accident with injury	None		
24-0000272	11:18:10	B - Shift 6A MON / 6P FRI	321 - EMS call, excluding vehicle accident with injury	None		
24-0000273	16:04:06	B - Shift 6A MON / 6P FRI	321 - EMS call, excluding vehicle accident with injury	None		
24-0000274	18:57:48	C - Shift 6P FRI / 6P SUN	321 - EMS call, excluding vehicle accident with injury	None		
24-0000275	11:50:53	C - Shift 6P FRI / 6P SUN	321 - EMS call, excluding vehicle accident with injury	None		
24-0000276	11:09:44	C - Shift 6P FRI / 6P SUN	321 - EMS call, excluding vehicle accident with injury	None		
24-0000277	11:48:42	C - Shift 6P FRI / 6P SUN	321 - EMS call, excluding vehicle accident with injury	None		
24-0000278	08:28:50	B - Shift 6A MON / 6P FRI	321 - EMS call, excluding vehicle accident with injury	None		
24-0000279	09:32:10	B - Shift 6A MON / 6P FRI	321 - EMS call, excluding vehicle accident with injury	None		
24-0000280	19:24:01	A - Shift 6P SUN / 6A FRI	321 - EMS call, excluding vehicle accident with injury	None		
24-0000282	01:22:38	A - Shift 6P SUN / 6A FRI	321 - EMS call, excluding vehicle accident with injury	None		
24-0000283	07:36:06	B - Shift 6A MON / 6P FRI	321 - EMS call, excluding vehicle accident with injury	None		
24-0000285	15:31:29	B - Shift 6A MON / 6P FRI	321 - EMS call, excluding vehicle accident with injury	None		
24-0000287	16:13:29	B - Shift 6A MON / 6P FRI	321 - EMS call, excluding vehicle accident with injury	None		
24-0000292	22:24:41	A - Shift 6P SUN / 6A FRI	321 - EMS call, excluding vehicle accident with injury	None		
24-0000293	02:07:26	A - Shift 6P SUN / 6A FRI	321 - EMS call, excluding vehicle accident with injury	None		
24-0000294	20:20:53	A - Shift 6P SUN / 6A FRI	321 - EMS call, excluding vehicle accident with injury	None		
24-0000296	10:57:04	B - Shift 6A MON / 6P FRI	321 - EMS call, excluding vehicle accident with injury	None		
24-0000297	12:26:23	B - Shift 6A MON / 6P FRI	321 - EMS call, excluding vehicle accident with injury	None		
24-0000299	12:59:55	B - Shift 6A MON / 6P FRI	321 - EMS call, excluding vehicle accident with injury	None		
24-0000301	19:27:41	C - Shift 6P FRI / 6P SUN	321 - EMS call, excluding vehicle accident with injury	None		
24-0000302	23:23:36	C - Shift 6P FRI / 6P SUN	321 - EMS call, excluding vehicle accident with injury	None		
24-0000306	23:21:26	C - Shift 6P FRI / 6P SUN	321 - EMS call, excluding vehicle accident with injury	None		
24-0000308	12:09:58	C - Shift 6P FRI / 6P SUN	321 - EMS call, excluding vehicle accident with injury	None		
24-0000311	15:36:35	C - Shift 6P FRI / 6P SUN	321 - EMS call, excluding vehicle accident with injury	None		
24-0000312	16:27:50	C - Shift 6P FRI / 6P SUN	321 - EMS call, excluding vehicle accident with injury	None		
24-0000313	16:53:40	C - Shift 6P FRI / 6P SUN	321 - EMS call, excluding vehicle accident with injury	None		
24-0000316	00:59:52	A - Shift 6P SUN / 6A FRI	321 - EMS call, excluding vehicle accident with injury	None		
24-0000317	02:19:34	A - Shift 6P SUN / 6A FRI	321 - EMS call, excluding vehicle accident with injury	None		
24-0000319	06:59:21	B - Shift 6A MON / 6P FRI	321 - EMS call, excluding vehicle accident with injury	None		
24-0000321	09:21:06	B - Shift 6A MON / 6P FRI	321 - EMS call, excluding vehicle accident with injury	None		
24-0000322	16:34:50	B - Shift 6A MON	321 - EMS call, excluding	None		

Basic Incident Number (FD1)	Basic Incident Actual Time	Basic Shift Or Platoon (FD1.30)	Basic Incident Type Code And Description (FD1.21)	Basic Aid Given Or Received (FD1.22)	Basic Aid Given Their Fire Department Name (FD1.23)	Total Incidents Percent of Incidents
		/ 6P FRI	vehicle accident with injury			
24-0000323	18:17:16	A - Shift 6P SUN / 6A FRI	321 - EMS call, excluding vehicle accident with injury	None		
24-0000324	19:41:03	A - Shift 6P SUN / 6A FRI	321 - EMS call, excluding vehicle accident with injury	None		
24-0000326	22:10:15	A - Shift 6P SUN / 6A FRI	321 - EMS call, excluding vehicle accident with injury	None		
24-0000328	05:29:12	A - Shift 6P SUN / 6A FRI	321 - EMS call, excluding vehicle accident with injury	None		
24-0000329	08:39:01	B - Shift 6A MON / 6P FRI	321 - EMS call, excluding vehicle accident with injury	None		
24-0000331	13:49:39	B - Shift 6A MON / 6P FRI	321 - EMS call, excluding vehicle accident with injury	None		
24-0000332	18:01:35		321 - EMS call, excluding vehicle accident with injury	None		
24-0000333	21:12:10	A - Shift 6P SUN / 6A FRI	321 - EMS call, excluding vehicle accident with injury	None		
24-0000335	15:11:16	B - Shift 6A MON / 6P FRI	321 - EMS call, excluding vehicle accident with injury	None		
24-0000336	22:27:14	A - Shift 6P SUN / 6A FRI	321 - EMS call, excluding vehicle accident with injury	None		
24-0000337	11:59:32	B - Shift 6A MON / 6P FRI	321 - EMS call, excluding vehicle accident with injury	None		
24-0000339	00:08:05	C - Shift 6P FRI / 6P SUN	321 - EMS call, excluding vehicle accident with injury	None		
24-0000342	09:31:34	C - Shift 6P FRI / 6P SUN	321 - EMS call, excluding vehicle accident with injury	None		
24-0000343	15:14:58	C - Shift 6P FRI / 6P SUN	321 - EMS call, excluding vehicle accident with injury	None		
24-0000344	16:18:02	C - Shift 6P FRI / 6P SUN	321 - EMS call, excluding vehicle accident with injury	None		
24-0000348	01:07:27	A - Shift 6P SUN / 6A FRI	321 - EMS call, excluding vehicle accident with injury	None		
24-0000349	10:43:16	B - Shift 6A MON / 6P FRI	321 - EMS call, excluding vehicle accident with injury	None		
24-0000350	15:00:08	B - Shift 6A MON / 6P FRI	321 - EMS call, excluding vehicle accident with injury	None		
24-0000352	23:51:38	A - Shift 6P SUN / 6A FRI	321 - EMS call, excluding vehicle accident with injury	None		
24-0000353	12:22:41	B - Shift 6A MON / 6P FRI	321 - EMS call, excluding vehicle accident with injury	None		
24-0000357	11:07:51	B - Shift 6A MON / 6P FRI	321 - EMS call, excluding vehicle accident with injury	None		
24-0000358	11:22:17	B - Shift 6A MON / 6P FRI	321 - EMS call, excluding vehicle accident with injury	None		
24-0000359	12:45:44	B - Shift 6A MON / 6P FRI	321 - EMS call, excluding vehicle accident with injury	None		
24-0000360	13:18:24	B - Shift 6A MON / 6P FRI	321 - EMS call, excluding vehicle accident with injury	None		
24-0000361	12:05:29	B - Shift 6A MON / 6P FRI	321 - EMS call, excluding vehicle accident with injury	None		
24-0000362	16:07:03	B - Shift 6A MON / 6P FRI	321 - EMS call, excluding vehicle accident with injury	None		
24-0000363	20:10:54	A - Shift 6P SUN / 6A FRI	321 - EMS call, excluding vehicle accident with injury	None		
24-0000364	05:17:28	A - Shift 6P SUN / 6A FRI	321 - EMS call, excluding vehicle accident with injury	None		
24-0000365	16:18:08	B - Shift 6A MON / 6P FRI	321 - EMS call, excluding vehicle accident with injury	None		
24-0000367	17:30:27	B - Shift 6A MON / 6P FRI	321 - EMS call, excluding vehicle accident with injury	None		
24-0000368	02:06:43	C - Shift 6P FRI / 6P SUN	321 - EMS call, excluding vehicle accident with injury	None		

Basic Incident Number (FD1)	Basic Incident Actual Time	Basic Shift Or Platoon (FD1.30)	Basic Incident Type Code And Description (FD1.21)	Basic Aid Given Or Received (FD1.22)	Basic Aid Given Their Fire Department Name (FD1.23)	Total Incidents Percent of Incidents
24-0000372	16:18:53	C - Shift 6P FRI / 6P SUN	321 - EMS call, excluding vehicle accident with injury	None		
24-0000374	06:32:54	C - Shift 6P FRI / 6P SUN	321 - EMS call, excluding vehicle accident with injury	None		
24-0000376	11:25:19	C - Shift 6P FRI / 6P SUN	321 - EMS call, excluding vehicle accident with injury	None		
24-0000377	16:47:50	C - Shift 6P FRI / 6P SUN	321 - EMS call, excluding vehicle accident with injury	None		
24-0000300	17:44:07	B - Shift 6A MON / 6P FRI	322 - Motor vehicle accident with injuries	None		
24-0000298	12:26:14	B - Shift 6A MON / 6P FRI	323 - Motor vehicle/pedestrian accident (MV Ped)	None		
						Total: 0.00%
Count: 91						
Incident Type Category (FD1.21): 4 - Hazardous Condition (No Fire)						
24-0000327	22:42:10	A - Shift 6P SUN / 6A FRI	412 - Gas leak (natural gas or LPG)	None		
24-0000354	13:20:31	B - Shift 6A MON / 6P FRI	445 - Arcing, shorted electrical equipment	None		
						Total: 0.00%
Count: 2						
Incident Type Category (FD1.21): 5 - Service Call						
24-0000315	00:22:15	A - Shift 6P SUN / 6A FRI	552 - Police matter	None		
24-0000375	11:11:42	C - Shift 6P FRI / 6P SUN	554 - Assist invalid	None		
24-0000258	18:14:47	A - Shift 6P SUN / 6A FRI	561 - Unauthorized burning	None		
24-0000290	18:11:15	A - Shift 6P SUN / 6A FRI	561 - Unauthorized burning	None		
24-0000310	13:35:07	C - Shift 6P FRI / 6P SUN	571 - Cover assignment, standby, moveup	Mutual aid given	KC-Walker Department of Public Safety	
24-0000371	15:25:58	C - Shift 6P FRI / 6P SUN	571 - Cover assignment, standby, moveup	Mutual aid given	Coopersville/Polkton Fire Dept.	
						Total: 0.00%
Count: 6						
Incident Type Category (FD1.21): 6 - Good Intent Call						
24-0000378	18:01:17	A - Shift 6P SUN / 6A FRI	611 - Dispatched and cancelled en route	Mutual aid given	Wright-Tallmadge Fire Dept	
24-0000286	21:15:19	A - Shift 6P SUN / 6A FRI	6110 - Dispatched and cancelled en route (Medical)	None		
24-0000314	00:04:08	A - Shift 6P SUN / 6A FRI	6110 - Dispatched and cancelled en route (Medical)	None		
24-0000304	02:52:47	C - Shift 6P FRI / 6P SUN	6111 - Dispatched and cancelled en route (Fire Alarm)	None		
24-0000305	21:15:29	C - Shift 6P FRI / 6P SUN	6111 - Dispatched and cancelled en route (Fire Alarm)	None		
24-0000320	12:22:42	B - Shift 6A MON / 6P FRI	6111 - Dispatched and cancelled en route (Fire Alarm)	None		
24-0000334	09:02:04	B - Shift 6A MON / 6P FRI	6111 - Dispatched and cancelled en route (Fire Alarm)	None		
24-0000338	21:18:19	C - Shift 6P FRI / 6P SUN	6111 - Dispatched and cancelled en route (Fire Alarm)	None		
24-0000340	00:35:03	C - Shift 6P FRI / 6P SUN	6111 - Dispatched and cancelled en route (Fire Alarm)	None		
24-0000351	15:07:13	B - Shift 6A MON / 6P FRI	6111 - Dispatched and cancelled en route (Fire Alarm)	None		

Basic Incident Number (FD1)	Basic Incident Actual Time	Basic Shift Or Platoon (FD1.30)	Basic Incident Type Code And Description (FD1.21)	Basic Aid Given Or Received (FD1.22)	Basic Aid Given Their Fire Department Name (FD1.23)	Total Incidents Percent of Incidents
Alarm)						
24-0000355	23:23:25	A - Shift 6P SUN / 6A FRI	652 - Steam, vapor, fog or dust thought to be smoke	None		
24-0000325	22:04:52	A - Shift 6P SUN / 6A FRI	671 - HazMat release investigation w/no HazMat	None		
						Total: 0.00%
Count: 12						
Incident Type Category (FD1.21): 7 - False Alarm & False Call						
24-0000330	12:01:39	B - Shift 6A MON / 6P FRI	7001 - Dispatch Error (Never Dispatched)	None		
24-0000341	03:37:21		7001 - Dispatch Error (Never Dispatched)	None		
24-0000347	19:26:13	C - Shift 6P FRI / 6P SUN	7001 - Dispatch Error (Never Dispatched)	None		
24-0000262	07:39:19	B - Shift 6A MON / 6P FRI	711 - Municipal alarm system, malicious false alarm	None		
24-0000260	05:03:39	A - Shift 6P SUN / 6A FRI	735 - Alarm system sounded due to malfunction	None		
24-0000291	21:17:45	A - Shift 6P SUN / 6A FRI	736 - CO detector activation due to malfunction	None		
24-0000261	06:32:30	B - Shift 6A MON / 6P FRI	740 - Unintentional transmission of alarm, other	None		
24-0000370	10:06:03	C - Shift 6P FRI / 6P SUN	740 - Unintentional transmission of alarm, other	None		
24-0000253	02:29:38	C - Shift 6P FRI / 6P SUN	743 - Smoke detector activation, no fire - unintentional	None		
24-0000266	22:33:54	A - Shift 6P SUN / 6A FRI	743 - Smoke detector activation, no fire - unintentional	None		
24-0000318	02:57:58	A - Shift 6P SUN / 6A FRI	744 - Detector activation, no fire - unintentional	None		
24-0000295	23:21:01	A - Shift 6P SUN / 6A FRI	745 - Alarm system activation, no fire - unintentional	None		
24-0000303	23:48:55	C - Shift 6P FRI / 6P SUN	745 - Alarm system activation, no fire - unintentional	None		
						Total: 0.00%
Count: 13						
						Total: 0.00%
Count: 129						

AFD Aid Given/Received Report

Incident Number	Basic Incident Date Time	Basic Incident Day Name (FD1.3)	Basic Incident Full Address	Aid Given Or Received	Automatic Aid Received Departments	Basic Incident Type Code (FD1.21)
Department Name: (None)						
24-0000284	03/12/2024 13:36:36	Tuesday	6596 HENRY Street Allendale MI 49401	Automatic aid received	Coopersville/Polkton Fire Dept., Robinson Township Fire Dept, Wright-Tallmadge Fire Dept	111
24-0000346	03/24/2024 16:46:14	Sunday	11392 BIG BEAR Court Allendale MI 49401	Automatic aid received	Coopersville/Polkton Fire Dept., Blendon Township Fire Dept, Wright-Tallmadge Fire Dept	111
Count: 2						
Department Name: Coopersville/Polkton Fire Dept.						
24-0000371	03/30/2024 15:25:58	Saturday	289 DANFORTH Street Coopersville MI 49404	Mutual aid given		571
Count: 1						
Department Name: KC-Walker Department of Public Safety						
24-0000310	03/17/2024 13:35:07	Sunday	545 LINCOLN LAWNS DR NW Walker MI 49534	Mutual aid given		571
Count: 1						
Department Name: Wright-Tallmadge Fire Dept						
24-0000378	03/31/2024 18:01:17	Sunday	15519 32ND Avenue Allendale MI 49401	Mutual aid given		611
Count: 1						
Count: 5						

AFD NFIRS Run Data Report - Hour of Day

Hour of Day	Number of Runs
00:00:00 - 00:59:59	5
01:00:00 - 01:59:59	3
02:00:00 - 02:59:59	7
03:00:00 - 03:59:59	1
05:00:00 - 05:59:59	3
06:00:00 - 06:59:59	3
07:00:00 - 07:59:59	3
08:00:00 - 08:59:59	4
09:00:00 - 09:59:59	4
10:00:00 - 10:59:59	4
11:00:00 - 11:59:59	11
12:00:00 - 12:59:59	10
13:00:00 - 13:59:59	7
14:00:00 - 14:59:59	2
15:00:00 - 15:59:59	8
16:00:00 - 16:59:59	14
17:00:00 - 17:59:59	4
18:00:00 - 18:59:59	7
19:00:00 - 19:59:59	5
20:00:00 - 20:59:59	3
21:00:00 - 21:59:59	7
22:00:00 - 22:59:59	6
23:00:00 - 23:59:59	8
Total: 129	

ORDINANCE NO. _____

**ALLEDALE CHARTER TOWNSHIP SEWER
ORDINANCE AMENDMENT**

AN ORDINANCE TO AMEND THE CODE OF ORDINANCES ADOPTED BY ALLEDALE CHARTER TOWNSHIP, COUNTY OF OTTAWA, STATE OF MICHIGAN, AMENDING CHAPTER 351 CONCERNING SEWER REGULATIONS, AND PROVIDING FOR THE EFFECTIVE DATE OF THIS ORDINANCE.

ALLEDALE CHARTER TOWNSHIP, COUNTY OF OTTAWA AND STATE OF MICHIGAN ORDAINS:

Section 1. Amendment of Chapter 351, Article IV, Section 351-25(B)(14).
Chapter 351, Article IV, Section 351-25(B)(14) of the Code of Ordinances adopted by Allendale Charter Township, Ottawa County, State of Michigan is hereby amended to state in its entirety as follows:

**ARTICLE IV – USE OF PUBLIC SEWERS
Section 351-25(B)(14)**

Section 351-25(B)(14). Any wastewater having effluent characteristics in excess of:

Constituent	Maximum
Ammonia nitrogen	65 mg/l
Arsenic	0.23 mg/l
Cadmium	0.14 mg/l
CBOD5	780 mg/l
Chromium (total)	8.6 mg/l
Copper	0.36 mg/l
Cyanide (total)	0.85 mg/l
Grease, oils, waxes, fat	50 mg/l
Lead	1.24 mg/l
Mercury (nondetectable)	<0.2 ug/l
Molybdenum	1.11 mg/l
Nickel	2.56 mg/l
Phosphorus (total)	10 mg/l
Selenium	0.78 mg/l
Silver	0.005 mg/l
Suspended solids	680 mg/l
Zinc	8.03 mg/l

Section 2. Administrative Liability. No officer, agent, or employee of the Village shall be personally liable for any damages the Village may accrue to any person as a result of any act required or permitted in the discharge of duties under and in the enforcement of this Ordinance.

Section 3. Severability and Captions. This Ordinance and its various sections, subsections, sentences, phrases, and clauses are declared to be severable. If any section, subsection, sentence, phrase, or clause is adjudged unconstitutional or invalid, the remainder of this Ordinance shall not be affected. Pronouns shall be read as masculine, feminine, or neuter as may be appropriate. Captions appearing at the beginning of any section shall not be deemed as part of this Ordinance and shall have no independent significance.

Section 4. Repeal. All ordinances or parts of ordinances which are in conflict in whole or in part with any of the provisions of this Ordinance as of its effective date are repealed to the extent of such conflict.

Section 5. Effective Date. The foregoing Allendale Charter Township Sewer Ordinance Amendment was approved and adopted by the Township Board of Allendale Charter Township, Ottawa County, Michigan, on _____, 2024, after introduction of first reading on _____, 2024, and publication after such first reading as required by Michigan Act 359 of 1947, as amended. This Ordinance shall be effective immediately upon publication on _____, in _____ newspaper having general circulation in the Township.

ALLENDALE CHARTER TOWNSHIP

Dated: _____, 2024

By: _____
Adam Elenbaas
Its: Supervisor

By: _____
Jody Hansen
Its: Clerk

CERTIFICATE

I, Jody Hansen, the Clerk for Allendale Charter Township, Ottawa County, Michigan, certify that the foregoing Allendale Charter Township Sewer Ordinance Amendment was adopted at a regular meeting of the Township Board held on _____, 2024. The following members of the Township Board were present at that meeting: _____

_____. The following members of the Township Board were absent: _____.

_____.

The Ordinance was adopted by the Township Board with _____ members of the _____ voting in favor and members of the Board _____ voting in opposition. Notice of Adoption of the Ordinance was published in the *Grand Rapids Press* on _____, 2024.

Jody Hansen, Clerk
Allendale Charter Township

Filling a Vacancy on the Township Board

When a vacancy on the Board occurs due to reasons such as death, resignation, or recall, the current board has 45 calendar days to appoint a person to fill the vacancy. The steps below are to be followed in accordance with MCL 168.370.

A decision by majority vote of the board must be made within 45 days of the vacancy.

*A current board member applying for the vacancy shall be recused from voting on the appointment out of fairness to the other applicants and to alleviate potential conflicts of interest.

An oath of office must be given in accordance with election law. The Clerk's office must give the oath unless available to do so. If this occurs the oath will be given by a qualified individual under Michigan law and record of the oath filed with the Clerk's office.

The below is a guideline which the Board of Trustees may decide to use in the process for filling a vacancy on the Township Board.

Posting of the Position

Within **business** 5 days of the vacancy the board must post a notice on the township website. A moderate description of statutory duties accompanied by the statutory requirement of being a qualified elector in the Township will be included in the notice.

Any questions or comments regarding the vacancy should be directed to the Township Supervisor or the chair of the search committee if the Board establishes one.

Resumes and Qualifications

The posting shall remain on the township website for a minimum of 10 days after posting the position to the township website. Interested applicants shall submit a letter of interest and resume to Human Resources. The Clerk's office will check the status of the applicants as qualified electors of the Township. A selection committee* consisting of the Supervisor, Clerk, Treasurer and HR Director will narrow the selection down to three candidates. Preference will be given to candidates that obtain a letter of support from a sitting board member.

*If the vacancy being filled is for the Supervisor, Clerk, or Treasurer the committee will consist of the remaining two board officers and the HR Director.

*If a board officer is applying for the vacant position they will be recused from the selection committee. The committee will consist of the remaining board officers and HR Director.

Interviews

The selection committee will interview the candidates and make a recommendation to the Township Board.

*In instances where all members of the selection committee are not available, interviews may be conducted by a partial committee. At least two committee members must be present.

Decision

The recommendation will be brought to the Township Board at a Regular or Special Board meeting. The Board will vote on the appointment in accordance with state statutes including, but not limited to, the Open Meetings Act.



JOB TITLE:	Deputy Clerk
DEPARTMENT:	Clerk's Office
REPORTS TO:	Township Clerk
POSITION TYPE:	Part-Time
HOURLY WAGE / SALARY:	
EFFECTIVE DATE:	April 22, 2024

POSITION SUMMARY:

The Deputy Clerk provides a wide range of clerical and administrative support functions under the supervision of the Township Clerk. Responsibilities of the Deputy Clerk include, but are not limited to, maintenance of official Township records; assistance in voter registration and all aspects of administration of elections; preparation of meeting agendas and materials for the Township Board; taking and transcribing minutes; acting on behalf of the Township Clerk in his or her absence, sickness, or other disability; and performing related work as required.

ESSENTIAL DUTIES AND RESPONSIBILITIES:

- Serves as an assistant custodian for all records, books, and papers of the Township;
- Assists with maintaining the Township's general ledger;
- Assists with preparing warrants for Township checks;
- Assists with preparing financial statements;
- Assists in recording and maintaining Township Board meeting minutes;
- Assists in publishing Board meeting minutes and special meeting notices;
- Assists in maintaining accurate records of Township contracts, resolutions, and ordinances;
- Assists with coordination of elections as assigned by the Clerk;
- Assists with maintaining the State Qualified Voter File and Master File; and
- Assists with delivering tax certificates.

Reasonable accommodations may be made to enable qualified individuals with disabilities to perform these essential functions.

REQUIRED SKILLS / ABILITIES:

The ideal candidate must be able to interact positively and professionally with various community engagement groups, candidates, elected officials, department heads, and the general public. The candidate must also be efficient and utilize excellent time management, have strong written and verbal communication skills, be extremely organized, and work well individually and as part of a team. The abilities to be proficient in website maintenance, using social media and Microsoft Office programs are highly preferred.

MINIMUM QUALIFICATIONS:

Education:	A high school diploma or GED is required.
Experience:	One (1) year of progressively responsible office assistant or office management experience.
Licenses:	Must become a notary public within 60 days of hire.
Certifications:	Upon hire, various state election certifications are required, including Qualified Voter File (QVF) State Program certification and election worker accreditation.
Miscellaneous:	Must be willing to work flexible hours during election cycles and perform all duties of the Clerk in the case of the absence, sickness, death, or other disability of the Clerk. Must also take an oath of office prior to performing duties of office.

SUPERVISORY RESPONSIBILITIES:

No supervisory responsibilities.

WORKING CONDITIONS:

Must be able to perform essential job functions with or without reasonable accommodations, including, but not limited to, visual and/or audiological appliances and devices to increase mobility. The majority of work for this position is performed in a normal office environment.

PHYSICAL REQUIREMENTS:

Typical sitting/standing for the duration of shifts while using computers/blue light electronics, some lifting of various office supplies and equipment.

TRAVEL REQUIREMENTS:

Minimal travel requirements, mostly local and within Ottawa County.

OTHER DUTIES:

Please note this job description is intended to describe the general nature and level of work performed in this job. It is not intended to provide an exhaustive list of all skills required in this job, nor is it intended to limit the authority of the Township Supervisor or any Township manager or supervisor to assign or direct the activities of employees under his or her direction. Duties, responsibilities, and activities may change, or new requirements may be assigned, at any time, with or without notice.

By signing below, I affirm that I have received a copy of this job description, read it, and have had an opportunity to have the job requirements, essential functions, and duties of this position explained to me.

APPLICANT:

Name (Print)

Signature

Date

For Office Use Only:

Received by: _____

Date: _____

Allendale

CHARTER TOWNSHIP

"Where community is more than just a concept!"

April 16, 2024

Township Board of Trustees:

At the February 26, 2024 meeting of the Board of Trustees, the Board voted for Final Preliminary Plat Approval for Emerald Springs. One of the pieces of that approval is from the Ottawa County Road Commission. Since the internal streets of the development are private roads the Road Commission limited their review and approval to the development's entrance onto 60th Avenue.

When the State of Michigan review the Plat they indicated that they wanted the Road Commission to review and approve the Plat. For this reason, the Ottawa County Road Commission is reviewing the Plat and intends to take action at their April 18, 2024 meeting to approve the plat.

Given the update, the Township Board of Trustees needs to vote to re-approve the Final Preliminary Plat. I have listed this as an action item at our April 22, 2024 board meeting.

Regards,

Adam Elenbaas

Adam Elenbaas
Township Supervisor